



螺纹刀片

Threading Inserts

2023



株洲大有新材料有限公司
ZHUSHOU OTOMO ADVANCED MATERIAL CO.,LTD

ABOUT OTOMO



Located in Zhuzhou China, where a city famous for its tungsten carbide industry, we, **Zhuzhou OTOMO Advanced Material Co., Ltd**, a Manufacturers Representative Company which has been devoted to the oversea market and full line Supplier of CNC cutting tools from 2018.

As an ISO9001 certificated company, We are keenly focused on harnessing our advanced engineering and production technology to ensure consistent quality of each batch product, no matter whether is standardized or customized. Through our rich market experience, we deliver tailored, comprehensive solutions to assist you in meeting your business challenges and optimally exploiting your market opportunities.

As a simple structured company, we make sure our clients' requirements are quickly responded to. There are no overstuffed and lethargic bureaucracies or complicated processes, the clients have a closer connection with production and delivery.

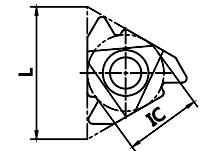
As a technically oriented company, we have a professional senior cutting tools design team, our senior members have over 10 years of technical background for a first-class cutting tools company. With years of rich experience in the cutting tools field and adhere to the pursuit of excellence in technology, we also focus on details. To ensure the quality of the inserts and delivery time with superb technical, then obtain recognition from new and old customers.

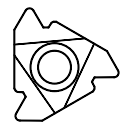

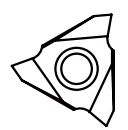
Again, this is where working with a trusted cutting tools & metals supplier who can help ensure that all of your bases are covered and no key information is missed can help.


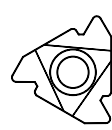
By gathering insight from the right individuals and department representatives, accurately calculating the costs, and choosing the right cutting tools&metals supply company, you can ensure that your investment and its outcome will be well worth it.


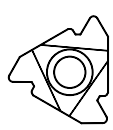
螺纹车削刀具 > 型号说明

1. 刀片尺寸 Insert size	
L (mm)	IC
06	5/32"
08	3/16"
11	1/4"
16	3/8"
22	1/2"
27	5/8"



2. 刀片形式 Insert style	
无标记 -	
U 型 -	
V 型 -	

3. 刀片类型 Type of insert	
E 外螺纹 External	N 内螺纹 Internal
	
E	N
图片为右手刀片 Right insert (see picture)	

4. 螺纹导向 RH/LH insert	
R 右手刀片 Right hand	L 左手刀片 Left hand
	
R	L
图片为外螺纹刀片 External insert (see picture)	

16		E	R	1.50	ISO	-M	OT05126
1	2	3	4	5	6	7	8

5. 螺距 Pitch		
全牙型 (定螺距)		
Full profile pitch range		
mm	tpi	
0.6-6.0	48-4	
通用牙距 (泛用型)		
Partial profile pitch range		
	mm	tpi
A	0.5-1.5	48-16
AG	0.5-3.0	48-8
G	1.75-3.0	14-8
N	3.5-5.0	7-5
Q	5.5-6.0	4.5-4
V	6.0-10.0	4-2.5

6. 螺纹标准 Standard	
60-60° 通用型螺纹	Partial profile 60°
55-55° 通用型螺纹	Partial profile 55°
ISO-ISO 标准型螺纹	ISO metric
UN-60° 美制统一标准型螺纹	American UN
W-55° 英国惠氏螺纹	Whitworth for BSW BSP
NPT-60° 美国标准锥管螺纹	NPT
NPTF-60° 美制干密封螺纹	NPTF
BSPT-55° 英制标准锥管螺纹	British standard pipe thread
TR-30° 标准梯形螺纹	Trapeze DIN103
ACME-29° 美制梯形螺纹	American ACME
STACME-29° 美制短齿梯形螺纹刀片	American STUB ACME
RD-30° 消防食品机械圆螺纹	Round DIN403
SAGE- 德标锯齿形螺纹	DIN513

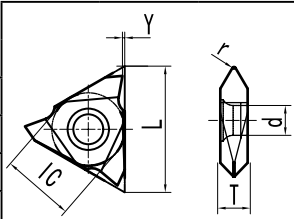
7. 槽型 Groove type	
M-	压制槽型、断屑槽
	chip breaker
	无 - 精磨槽型
	polished groove type

8. 材质 material code	
OT05126-	通用材质, 不锈钢首选
	general material, stainless steel preferred

MTTR 系列螺纹刀片 Partial Profile V-style Insert

型号 Model	L (mm)	IC (mm)	d (mm)									
MTTR4360**	22	12.7	5									
MTTR4355**	22	12.7	5									
				材质推荐 material recommended	钢	P	☺	☺				
			不锈钢		M	☺						
			铸铁		K	☹						
			有色金属		N			☺				
刀片 Insert	右手刀片 Right hand		左手刀片 Left hand		螺距 pitch		OTOM05126			尺寸 Dimensions (mm)		
					mm	tp	R	L		r	Y	T
	MTTR436001	MTTL436001	1.0-1.75	24-14	●	○				0.1	0.4	4.76
	MTTR436002	MTTL436002	2.0-2.5	13-10	●	○				0.2	0.4	4.76
	MTTR436003	MTTL436003	3.0-3.5	9-7	●	○				0.3	0.4	4.76
	MTTR436004	MTTL436004	4.0-5.0	6-5	●	○				0.4	0.4	4.76
	MTTR435501	MTTL435501	-	24-14	●	○				0.1	0.4	4.76
	MTTR435502	MTTL435502	-	13-10	●	○				0.2	0.4	4.76
	MTTR435503	MTTL435503	-	9-7	●	○				0.3	0.4	4.76
	MTTR435504	MTTL435504	-	6-5	●	○				0.4	0.4	4.76

● 常备库存 (主推) Standing stock ○ 非常备库存 Extraordinary stock



螺纹车削刀具 > TT32 系列螺纹刀片

螺纹车削刀具
THREADING TURNING TOOLS

TT 系列螺纹刀片 Partial Profile V-style Insert

型号 Model	L (mm)	IC (mm)	d (mm)									尺寸 Dimensions (mm)		
TT32R60**	16	9.525	4.5											
TT32R55**	16	9.525	4.5											
材质推荐 material recommended				钢	P	☺								
				不锈钢	M	☺								
				铸铁	K	☹								
				有色金属	N				☺					
刀片 Insert	右手刀片 Right hand	左手刀片 Left hand	螺距 pitch				0T05126				尺寸 Dimensions (mm)			
			mm	tpi	R	L					r	T		
	TT32R6000	TT32L6000	0.5-1.0	48-32	○	○					0	3.18		
	TT32R6001	TT32L6001	1.0-2.5	28-14	●	○					0.1	3.18		
	TT32R6002	TT32L6002	1.5-2.5	16-10	●	○					0.2	3.18		
	TT32R6003	TT32L6003	2.5	11-10	○	○					0.3	3.18		
	TT32R5501	TT32L5501	-	28-10	○	○					0.1	3.18		
	TT32R5502	TT32L5502	-	14-10	○	○					0.2	3.18		

● 常备库存 (主推) Standing stock ○ 非常备库存 Extraordinary stock

TTX 系列螺纹刀片 Partial Profile V-style Insert



型号 Model	L (mm)	IC (mm)	d (mm)									尺寸 Dimensions (mm)			
TTX32R60**	16	9.525	4.5												
TTX32R55**	16	9.525	4.5												
材质推荐 material recommended				钢	P	☺									
				不锈钢	M	☺									
				铸铁	K	☹									
				有色金属	N				☺						
刀片 Insert	右手刀片 Right hand	左手刀片 Left hand	螺距 pitch				0T05126				尺寸 Dimensions (mm)				
			mm	tpi	R	L					r	S1	S2	T	
	TTX32R60003	TTX32L60003	0.5-1.0	48-32	●	○					0.03	0.6	1.4	3.18	
	TTX32R60005	TTX32L60005	0.5-1.0	48-32	●	○					0.05	0.6	1.4	3.18	
	TTX32R6001	TTX32L6001	1.0-2.5	28-14	●	○					0.1	1.1	0.53	3.18	
	TTX32R5501	TTX32L5501	-	28-9	●	○					0.1	1.1	0.5	3.18	

● 常备库存 (主推) Standing stock ○ 非常备库存 Extraordinary stock

螺纹车削刀具 >60° 泛用型螺纹刀片

螺纹车削刀具
THREADING TURNING TOOLS

外螺纹刀片 External Partial Profile 60° Threading Insert

型号 Model	L (mm)	IC (mm)	d (mm)					尺寸 Dimensions (mm)				
08**	8	4.76	2.1					r	Y	T		
11**	11	6.35	3.0					r	Y	T		
16**	16	9.525	4.0					r	Y	T		
22**	22	12.7	5.1					r	Y	T		
27**	27	15.875	6.35					r	Y	T		
材质推荐 material recommended				钢	P	☺	☺	☺				
				不锈钢	M	☺	☺					
				铸铁	K	☹	☹					
				有色金属	N					☺		
刀片 Insert		右手刀片 Right hand	左手刀片 Left hand	螺距 pitch	0T05126					尺寸 Dimensions (mm)		
				mm	R	L				r	Y	T
	16ERAG60-M			0.5-3.0	●					0.07	1.7	3.65
	16ERG60-M			1.75-3.0	●					0.25	1.7	3.65
	22ERN60-M			3.5-5.0	●					0.4	1.7	3.65
	11ERA60		11ELA60	0.5-1.5	●	○				0.07	0.9	3.18
	16ERA60		16ELA60	0.5-1.5	●	○				0.07	0.9	3.65
	16ERAG60		16ELAG60	0.5-3.0	●	○				0.07	1.7	3.65
	16ERG60		16ELG60	1.75-3.0	●	○				0.25	1.7	3.65
	22ERN60		22ELN60	3.5-5.0	●	○				0.4	2.5	4.9
	27ERQ60		27ELQ60	5.5-6.0	○	○				0.79		6.4
	16VERAG60		16VELAG60	0.5-3.0	●	○				0.07		3.65
	27VERV60		27VELV60	6.0-9.0	○	○				0.87		8.7

● 常备库存 (主推) Standing stock ○ 非常备库存 Extraordinary stock

螺纹车削刀具 >60° 泛用型螺纹刀片

内螺纹刀片 Internal Partial Profile 60° Threading Insert



型号 Model	L (mm)	IC (mm)	d (mm)					尺寸 Dimensions (mm)				
08**	8	4.76	2.1					r	Y	T		
11**	11	6.35	3.0					r	Y	T		
16**	16	9.525	4.0					r	Y	T		
22**	22	12.7	5.1					r	Y	T		
27**	27	15.875	6.35					r	Y	T		
				☺ 优先推荐 Good recommendation ☹ 一般推荐 General recommendation								
				材质推荐 material recommended 钢 P ☺ ☺ ☺ 不锈钢 M ☺ ☺ 铸铁 K ☹ ☹ 有色金属 N ☺								
刀片 Insert	右手刀片 Right hand	左手刀片 Left hand	螺距 pitch 0T05126							尺寸 Dimensions (mm)		
			mm	R	L					r	Y	T
	11NRA60-M		0.5-1.5	●						0.07	0.9	3.18
	16NRAG60-M		0.5-3.0	●						0.07	1.7	3.65
	16NRG60-M		1.75-3.0	●						0.13	1.7	3.65
	22NRN60-M		4.0-5.0	●						0.4	1.7	3.65
	06NRA60	06NLA60	0.5-1.5	○	○					0.07		1.91
	08NRA60	08NLA60	0.5-1.5	●	○					0.07	0.9	2.38
	11NRA60	11NLA60	0.5-1.5	●	○					0.07	0.9	3.18
	16NRA60	16NLA60	0.5-1.5	●	○					0.07	0.9	3.65
	16NRAG60	16NLAG60	0.5-3.0	●	○					0.07	1.7	3.65
	16NRG60	16NLG60	1.75-3.0	●	○					0.13	1.7	3.65
	22NRN60	22NLN60	4.0-5.0	●	○					0.4	2.5	4.9
	27NRQ60	27NLQ60	5.5-6.0	○	○					0.4		6.4
	16VNRAG60	16VNLAG60	0.5-3.0	●	○					0.07		3.65
	27VNRV60	27VNLV60	6.0-9.0	○	○					0.43		8.7

● 常备库存 (主推) Standing stock ○ 非常备库存 Extraordinary stock

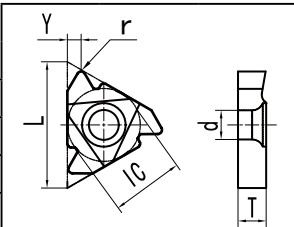
螺纹车削刀具 >55° 泛用型螺纹刀片

螺纹车削刀具
THREADING TURNING TOOLS

外螺纹刀片 External Partial Profile 55° Threading Insert




型号 Model	L (mm)	IC (mm)	d (mm)					尺寸 Dimensions (mm)					
08**	8	4.76	2.1					r	Y	T			
11**	11	6.35	3.0					r	Y	T			
16**	16	9.525	4.0					r	Y	T			
22**	22	12.7	5.1					r	Y	T			
27**	27	15.875	6.35					r	Y	T			
				材质推荐 material recommended	钢	P	☺	☺	☺				
					不锈钢	M	☺	☺					
					铸铁	K	☹	☹					
					有色金属	N				☺			
						螺距 pitch	0T05126						
刀片 Insert	右手刀片 Right hand	左手刀片 Left hand			tpi	R	L				r	Y	T
	16ERAG55-M				48-8	●					0.07	1.5	3.65
	11ERA55	11ELA55			48-16	●	○				0.07	0.9	3.18
	16ERA55	16ELA55			48-16	●	○				0.07	0.9	3.65
	16ERAG55	16ELAG55			48-8	●	○				0.07	1.5	3.65
	16ERG55	16ELG55			14-8	●	○				0.25	1.5	3.65
	22ERN55	22ELN55			9-5	●	○				0.4	2.5	4.9
	27ERQ55	27ELQ55			4.5-4	○	○				0.78		6.4
	16VERAG55	16VELAG55			48-8	○	○				0.07		3.65
	27VERV55	27VELV55			4-2.5	○	○				0.88		8.7

● 常备库存 (主推) Standing stock ○ 非常备库存 Extraordinary stock



螺纹车削刀具 >55° 泛用型螺纹刀片

内螺纹刀片 Internal Partial Profile 55° Threading Insert

型号 Model		IC (mm)	d (mm)					尺寸 Dimensions (mm)				
08**	8	4.76	2.1					r	Y	T		
11**	11	6.35	3.0					r	Y	T		
16**	16	9.525	4.0					r	Y	T		
22**	22	12.7	5.1					r	Y	T		
27**	27	15.875	6.35					r	Y	T		
				材质推荐 material recommended	钢 P	☺	☺	☺				
					不锈钢 M	☺	☺					
					铸铁 K	☹	☹					
					有色金属 N					☺		
刀片 Insert		右手刀片 Right hand	左手刀片 Left hand	螺距 pitch	0T05126					尺寸 Dimensions (mm)		
				tpi	R	L				r	Y	T
	16NRAG55-M			48-8	●					0.06	1.5	3.65
	06NRA55	06NLA55		48-19	○	○				0.07		1.91
	08NRA55	08NLA55		48-16	●	○				0.07	0.9	2.38
	11NRA55	11NLA55		48-16	●	○				0.07	0.9	3.18
	16NRA55	16NLA55		48-16	●	○				0.07	1.5	3.65
	16NRAG55	16NLAG55		48-8	●	○				0.07	1.5	3.65
	16NRG55	16NLG55		28-8	●	○				0.13	1.5	3.65
	22NRN55	22NLN55		9-5	●	○				0.4	2.5	4.9
	27NRQ55	27NLQ55		4.5-4	○	○				0.79		6.4
	16VNRAG55	16VNLAG55		48-8	○	○				0.06		3.65
	27VNRV55	27VNLV55		4-2.5						0.89		8.7

● 常备库存 (主推) Standing stock ○ 非常备库存 Extraordinary stock

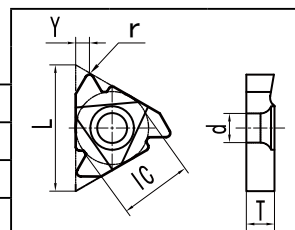
螺纹车削刀具 > ISO-60° 标准型螺纹刀片

螺纹车削刀具
THREADING TURNING TOOLS

外螺纹刀片 External ISO Metric Threading Insert

ISO 68-1
GB/T 192

☺ 优先推荐 Good recommendation
☹ 一般推荐 General recommendation



型号 Model	L (mm)	IC (mm)	d (mm)							
08**	8	4.76	2.1							
11**	11	6.35	3.0							
16**	16	9.525	4.0	材质推荐 material recommended	钢	P	☺	☺	☺	
22**	22	12.7	5.1		不锈钢	M	☺	☺		
27**	27	15.875	6.35		铸铁	K	☹	☹		
					有色金属	N				

刀片 Insert	右手刀片 Right hand	左手刀片 Left hand	螺距 pitch 0T05126		尺寸 Dimensions (mm)			
			mm	R	L	Y	T	
	16ER1.00 ISO-M		1.0	●			0.7	3.65
	16ER1.50 ISO-M		1.5	●			1.0	3.65
	16ER2.00 ISO-M		2.0	●			1.3	3.65
	16ER2.50 ISO-M		2.5	●			1.5	3.65
	16ER3.00 ISO-M		3.0	●			1.6	3.65
	22ER3.50 ISO-M		3.5	●			2.0	4.9
	22ER4.00 ISO-M		4.0	●			2.0	4.9
	22ER5.00 ISO-M		5.0	●			2.4	4.9
	22ER6.00 ISO-M		6.0	●			2.7	4.9
	11ER0.50 ISO	11EL0.50 ISO	0.5	●	○		0.6	3.18
	11ER0.75 ISO	11EL0.75 ISO	0.75	●	○		0.6	3.18
	11ER1.00 ISO	11EL1.00 ISO	1.0	●	○		0.7	3.18
	11ER1.25 ISO	11EL1.25 ISO	1.25	●	○		0.9	3.18
	11ER1.50 ISO	11EL1.50 ISO	1.5	●	○		1.0	3.18
	11ER1.75 ISO	11EL1.75 ISO	1.75	●	○		1.1	3.18
	11ER2.00 ISO	11EL2.00 ISO	2.0	●	○		1.0	3.18
	16ER0.50 ISO	16EL0.50 ISO	0.5	●	○		0.6	3.65
	16ER0.75 ISO	16EL0.75 ISO	0.75	●	○		0.6	3.65
	16ER1.00 ISO	16EL1.00 ISO	1.0	●	○		0.7	3.65
	16ER1.25 ISO	16EL1.25 ISO	1.25	●	○		0.9	3.65
	16ER1.50 ISO	16EL1.50 ISO	1.5	●	○		1.0	3.65
	16ER1.75 ISO	16EL1.75 ISO	1.75	●	○		1.2	3.65
	16ER2.00 ISO	16EL2.00 ISO	2	●	○		1.3	3.65
	16ER2.50 ISO	16EL2.50 ISO	2.5	●	○		1.5	3.65
	16ER3.00 ISO	16EL3.00 ISO	3.0	●	○		1.6	3.65
	16ER3.50 ISO	16EL3.50 ISO	3.5	●	○		1.6	3.65
	22ER3.00 ISO	22EL3.00 ISO	3.0	●	○		2.0	4.9
	22ER3.50 ISO	22EL3.50 ISO	3.5	●	○		2.0	4.9
	22ER4.00 ISO	22EL4.00 ISO	4.0	●	○		2.0	4.9
	22ER4.50 ISO	22EL4.50 ISO	4.5	●	○		2.2	4.9
	22ER5.00 ISO	22EL5.00 ISO	5.0	●	○		2.4	4.9
	22ER5.50 ISO	22EL5.50 ISO	5.5	●	○		2.5	4.9
	22ER6.00 ISO	22EL6.00 ISO	6.0	●	○		2.7	4.9
	27ER5.50 ISO	27EL5.50 ISO	5.5	●	○			6.4
	27ER6.00 ISO	27EL6.00 ISO	6.0	●	○			6.4

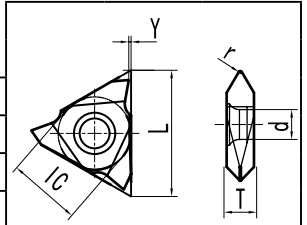
● 常备库存 (主推) Standing stock ○ 非常备库存 Extraordinary stock

外螺纹刀片 - 立装型 External ISO Metric V-style

ISO 68-1
GB/T 192

型号 Model	L (mm)	IC (mm)	d (mm)					尺寸 Dimensions (mm)					
08**	8	4.76	2.1					r	Y	T			
11**	11	6.35	3.0	材质推荐 material recommended	钢	P	☺	☺	☺				
16**	16	9.525	4.0		不锈钢	M	☺	☺					
22**	22	12.7	5.1		铸铁	K	☹	☹					
27**	27	15.875	6.35		有色金属	N				☺			
刀片 Insert	右手刀片 Right hand	左手刀片 Left hand	螺距 pitch 0T05126							尺寸 Dimensions (mm)			
			mm	R	L						r	Y	T
	16VER1.00ISO	-	1.0	●							0.07	0.7	3.65
	16VER1.50ISO	-	1.5	●							0.11	1.0	3.65
	16VER2.00ISO	-	2.0	●							0.14	1.3	3.65
	16VER2.50ISO	-	2.5	●							0.18	1.5	3.65
	16VER3.00ISO	-	3.0	●							0.22	1.6	3.65
	22VER4.00ISO	-	4.0	●							0.29	2.0	4.76
	22VER5.00ISO	-	5.0	●							0.36	2.4	4.76
	27VER6.00ISO	-	6.0	●							0.43	2.7	6.4
	27VER8.00ISO	-	8.0										8.7
	27VER10.0ISO	-	10.0										10.0

● 常备库存 (主推) Standing stock ○ 非常备库存 Extraordinary stock



螺纹车削刀具 > ISO-60° 标准型螺纹刀片

螺纹车削刀具
THREADING TURNING TOOLS

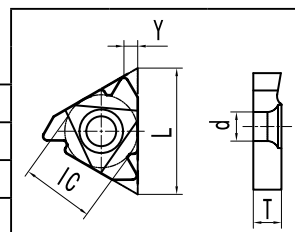
内螺纹刀片 Internal ISO Metric Threading Insert

ISO 68-1
GB/T 192

☺ 优先推荐 Good recommendation
☹ 一般推荐 General recommendation

型号 Model	L (mm)	IC (mm)	d (mm)
08**	8	4.76	2.1
11**	11	6.35	3.0
16**	16	9.525	4.0
22**	22	12.7	5.1
27**	27	15.875	6.35

材质推荐 material recommended	钢	P	☺	☺	☺	
	不锈钢	M	☺	☺		
	铸铁	K	☹	☹		
	有色金属	N				☺



刀片 Insert	右手刀片 Right hand	左手刀片 Left hand	螺距 pitch		0T05126			尺寸 Dimensions (mm)		
			mm	R	L				r	Y
	11NR1.00ISO-M		1.0					0.07	0.7	3.18
	11NR1.50ISO-M		1.5					0.11	1.0	3.18
	11NR2.00ISO-M		2.0					0.14	1.0	3.18
	16NR1.00ISO-M		1.0	●				0.07	0.7	3.65
	16NR1.50ISO-M		1.5	●				0.11	1.0	3.65
	16NR2.00ISO-M		2.0	●				0.14	1.3	3.65
	16NR2.50ISO-M		2.5	●				0.18	1.5	3.65
	16NR3.00ISO-M		3.0	●				0.22	1.6	3.65
	22NR3.50ISO-M		3.5	●				0.25	2.0	4.9
	22NR4.00ISO-M		4.0	●				0.29	2.0	4.9
	22NR5.00ISO-M		5.0	●				0.36	2.4	4.9
	22NR6.00ISO-M		6.0	●				0.43	2.7	4.9
	06NR0.50ISO	06NL0.50ISO	0.5	●				0.04		2.38
	06NR0.75ISO	06NL0.75ISO	0.75	●				0.05		2.38
	06NR1.00ISO	06NL1.00ISO	1.0	●				0.07		2.38
	06NR1.25ISO	06NL1.25ISO	1.25	●				0.09		2.38
	06NR1.50ISO	06NL1.50ISO	1.5	●				0.11		2.38
	08NR1.75ISO	08NL1.75ISO	0.5	●	○			0.04		2.38
	08NR0.75ISO	08NL0.75ISO	0.75	●	○			0.05		2.38
	08NR1.00ISO	08NL1.00ISO	1.0	●	○			0.07		2.38
	08NR1.25ISO	08NL1.25ISO	1.25	●	○			0.09		2.38
	08NR1.50ISO	08NL1.50ISO	1.5	●	○			0.11		2.38
	08NR1.75ISO	08NL1.75ISO	1.75	●	○			0.13		2.38
	11NR0.50ISO	11NL0.50ISO	0.5	●	○			0.04	0.6	3.18
	11NR0.75ISO	11NL0.75ISO	0.75	●	○			0.05	0.6	3.18
	11NR1.00ISO	11NL1.00ISO	1.0	●	○			0.07	0.7	3.18
	11NR1.25ISO	11NL1.25ISO	1.25	●	○			0.09	0.9	3.18
	11NR1.50ISO	11NL1.50ISO	1.5	●	○			0.11	1.0	3.18
	11NR1.75ISO	11NL1.75ISO	1.75	●	○			0.13	1.1	3.18
	11NR2.00ISO	11NL2.00ISO	2.0	●	○			0.14	1.0	3.18
	11NR2.50ISO	11NL2.50ISO	2.5	●	○			0.18	1.0	3.18
	16NR0.50ISO	16NL0.50ISO	0.5	●	○			0.04	0.6	3.65
	16NR0.75ISO	16NL0.75ISO	0.75	●	○			0.05	0.6	3.65
	16NR1.00ISO	16NL1.00ISO	1	●	○			0.07	0.7	3.65
	16NR1.25ISO	16NL1.25ISO	1.25	●	○			0.09	0.9	3.65
	16NR1.50ISO	16NL1.50ISO	1.5	●	○			0.11	1.0	3.65
	16NR1.75ISO	16NL1.75ISO	1.75	●	○			0.13	1.2	3.65
	16NR2.00ISO	16NL2.00ISO	2	●	○			0.14	1.3	3.65
	16NR2.50ISO	16NL2.50ISO	2.5	●	○			0.18	1.5	3.65
	16NR3.00ISO	16NL3.00ISO	3.0	●	○			0.22	1.6	3.65
	16NR3.50ISO	16NL3.50ISO	3.5	●	○			0.25	1.6	3.65

● 常备库存 (主推) Standing stock ○ 非常备库存 Extraordinary stock

螺纹车削刀具 > ISO-60° 标准型螺纹刀片

接上页

内螺纹刀片 Internal ISO Metric Threading Insert

ISO 68-1
GB/T 192

型号 Model	L (mm)	IC (mm)	d (mm)					尺寸 Dimensions (mm)		
08**	8	4.76	2.1					r	Y	T
11**	11	6.35	3.0							
16**	16	9.525	4.0	材质推荐 material recommended	钢	P	☺	☺	☺	
22**	22	12.7	5.1		不锈钢	M	☺	☺		
27**	27	15.875	6.35		铸铁	K	☹	☹		
					有色金属	N				☺
刀片 Insert	右手刀片 Right hand	左手刀片 Left hand	螺距 pitch 0T05126		尺寸 Dimensions (mm)					
			mm	R	L	r	Y	T		
	22NR3.00ISO	22NL3.00ISO	3.0	●	○		0.22	2.0	4.9	
	22NR3.50ISO	22NL3.50ISO	3.5	●	○		0.25	2.0	4.9	
	22NR4.00ISO	22NL4.00ISO	4.0	●	○		0.29	2.0	4.9	
	22NR4.50ISO	22NL4.50ISO	4.5	●	○		0.32	2.2	4.9	
	22NR5.00ISO	22NL5.00ISO	5.0	●	○		0.36	2.4	4.9	
	22NR5.50ISO	22NL5.50ISO	5.5				0.4	2.5	4.9	
	22NR6.00ISO	22NL6.00ISO	6.0				0.43	2.7	4.9	
	27NR5.50ISO	27NL5.50ISO	5.5				0.4		6.4	
	27NR6.00ISO	27NL6.00ISO	6.0				0.43		6.4	

● 常备库存 (主推) Standing stock ○ 非常备库存 Extraordinary stock

内螺纹刀片 - 立装型 Internal ISO Metric V-style

ISO 68-1
GB/T 192

型号 Model	L (mm)	IC (mm)	d (mm)					尺寸 Dimensions (mm)		
16**	16	9.525	4.0					r	Y	T
22**	22	12.7	5.1							
27**	27	15.875	6.35	材质推荐 material recommended	钢	P	☺	☺	☺	
					不锈钢	M	☺	☺		
					铸铁	K	☹	☹		
					有色金属	N				☺
刀片 Insert	右手刀片 Right hand	左手刀片 Left hand	螺距 pitch 0T05126		尺寸 Dimensions (mm)					
			mm	R	L	r	Y	T		
	16VNR1.00ISO	-	1.0	●			0.07		3.65	
	16VNR1.50ISO	-	1.5	●			0.11		3.65	
	16VNR2.00ISO	-	2.0	●			0.14		3.65	
	16VNR2.50ISO	-	2.5	●			0.18		3.65	
	16VNR3.00ISO	-	3.0	●			0.22		3.65	
	22VNR4.00ISO	-	4.0	●			0.29		4.76	
	22VNR5.00ISO	-	5.0	●			0.36		4.76	
	27VNR6.00ISO	-	6.0	●			0.43		6.4	
	27VNR8.00ISO	-	8.0						8.7	
	27VNR10.0ISO	-	10.0						10.0	

● 常备库存 (主推) Standing stock ○ 非常备库存 Extraordinary stock

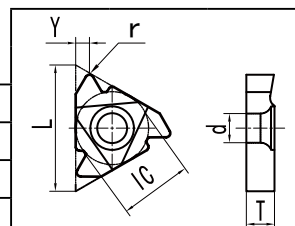
螺纹车削刀具 >UN-60° 标准型螺纹刀片

螺纹车削刀具
THREADING TURNING TOOLS

外螺纹刀片 External 60° American UN UNC UNF UNEF UNS

ISO 68
GB/T 20667~20670

☺ 优先推荐 Good recommendation
☹ 一般推荐 General recommendation



型号 Model	L (mm)	IC (mm)	d (mm)
11**	11	6.35	3.0
16**	16	9.525	4.0
22**	22	12.7	5.1
27**	27	15.875	6.35

材质推荐 material recommended	钢	P	☺	☺	☺	
	不锈钢	M	☺	☺		
	铸铁	K	☹	☹		
	有色金属	N				☺

刀片 Insert	右手刀片 Right hand	左手刀片 Left hand	螺距 pitch 0T05126		尺寸 Dimensions (mm)			
			tpi	R	L	r	Y	T
	11ER32UN	11EL32UN	32			0.11	0.8	3.18
	11ER28UN	11EL28UN	28			0.13	0.8	3.18
	11ER24UN	11EL24UN	24			0.16	0.8	3.18
	11ER20UN	11EL20UN	20			0.18	0.8	3.18
	11ER18UN	11EL18UN	18			0.2	0.8	3.18
	11ER16UN	11EL16UN	16			0.23	1.0	3.18
	11ER14UN	11EL14UN	14			0.26	1.0	3.18
	11ER12UN	11EL12UN	12			0.3	1.1	3.18
	16ER32UN	16EL32UN	32			0.11	0.8	3.65
	16ER28UN	16EL28UN	28			0.13	0.8	3.65
	16ER24UN	16EL24UN	24	●	○	0.16	0.8	3.65
	16ER20UN	16EL20UN	20	●	○	0.18	0.8	3.65
	16ER18UN	16EL18UN	18	●	○	0.2	0.8	3.65
	16ER16UN	16EL16UN	16	●	○	0.23	1.0	3.65
	16ER14UN	16EL14UN	14	●	○	0.26	1.2	3.65
	16ER12UN	16EL12UN	12	●	○	0.3	1.2	3.65
	16ER11UN	16EL11UN	11			0.33	1.4	3.65
	16ER10UN	16EL10UN	10	●	○	0.36	1.4	3.65
	16ER9UN	16EL9UN	9			0.41	1.6	3.65
	16ER8UN	16EL8UN	8	●	○	0.46	1.6	3.65
22ER7UN	22EL7UN	7			0.52	2.3	4.9	
22ER6UN	22EL6UN	6	○	○	0.61	2.3	4.9	
22ER5UN	22EL5UN	5			0.75	2.5	4.9	
22ER4.5UN	22EL4.5UN	4.5			0.83	2.6	4.9	
22ER4UN	22EL4UN	4	○	○	0.93	2.9	4.9	
27ER4.5UN	27EL4.5UN	4.5				2.6	6.4	
27ER4UN	27EL4UN	4				2.9	6.4	
	27VER4UN	27VEL4UN	4			4.35	8.7	
	27VER3UN	27VEL3UN	3			5.0	10.0	

● 常备库存 (主推) Standing stock ○ 非常备库存 Extraordinary stock

内螺纹刀片 Internal 60° American UN UNC UNF UNEF UNS

ISO 68

GB/T 20667~20670

型号 Model	L (mm)	IC (mm)	d (mm)	☺ 优先推荐 Good recommendation ☹ 一般推荐 General recommendation					
11**	11	6.35	3.0						
16**	16	9.525	4.0	钢	P	☺	☺	☺	
22**	22	12.7	5.1	材质推荐 material recommended	不锈钢	M	☺	☺	
27**	27	15.875	6.35	铸铁	K	☹	☹		
				有色金属	N				☺
刀片 Insert	右手刀片 Right hand	左手刀片 Left hand	螺距 pitch 0T05126			尺寸 Dimensions (mm)			
			tpi	R	L	r	Y	T	
	11NR32UN	11NL32UN	32	○		0.05	0.8	3.18	
	11NR28UN	11NL28UN	28	○		0.07	0.8	3.18	
	11NR24UN	11NL24UN	24	●		0.08	0.8	3.18	
	11NR20UN	11NL20UN	20	●		0.09	0.8	3.18	
	11NR18UN	11NL18UN	18	●		0.1	0.8	3.18	
	11NR16UN	11NL16UN	16	●		0.11	1.0	3.18	
	11NR14UN	11NL14UN	14	●		0.13	1.0	3.18	
	11NR12UN	11NL12UN	12	●		0.15	1.1	3.18	
	16NR32UN	16NL32UN	32			0.05	0.8	3.65	
	16NR28UN	16NL28UN	28			0.07	0.8	3.65	
	16NR24UN	16NL24UN	24	●		0.08	0.8	3.65	
	16NR20UN	16NL20UN	20	●		0.09	0.8	3.65	
	16NR18UN	16NL18UN	18	●		0.1	0.8	3.65	
	16NR16UN	16NL16UN	16	●		0.11	1.0	3.65	
	16NR14UN	16NL14UN	14	●		0.13	1.2	3.65	
	16NR12UN	16NL12UN	12	●		0.15	1.2	3.65	
	16NR11UN	16NL11UN	11			0.16	1.4	3.65	
	16NR10UN	16NL10UN	10	●		0.18	1.4	3.65	
16NR9UN	16NL9UN	9			0.2	1.4	3.65		
16NR8UN	16NL8UN	8	●		0.23	1.4	3.65		
22NR7UN	22NL7UN	7			0.26	2.3	4.9		
22NR6UN	22NL6UN	6			0.32	2.3	4.9		
22NR5UN	22NL5UN	5			0.38	2.5	4.9		
22NR4.5UN	22NL4.5UN	4.5			0.41	2.5	4.9		
22NR4UN	22NL4UN	4			0.46	2.5	4.9		
27NR4.5UN	27NL4.5UN	4.5				2.5	6.4		
27NR4UN	27NL4UN	4				2.5	6.4		
	27VNR4UN	27VNL4UN	4					8.7	
	27VNR3UN	27VNL3UN	3					10.0	

● 常备库存 (主推) Standing stock ○ 非常备库存 Extraordinary stock

螺纹车削刀具 >W-55° 英国惠氏螺纹刀片

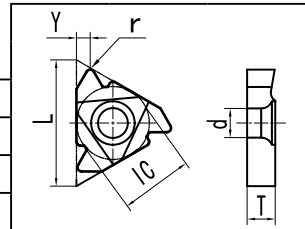
螺纹车削刀具
THREADING TURNING TOOLS

外螺纹刀片 55° External Whitworth Full Profile

BS 84
GB/T 7307

型号 Model	L (mm)	IC (mm)	d (mm)
11**	11	6.35	3.0
16**	16	9.525	4.0
22**	22	12.7	5.1
27**	27	15.875	6.35

材质推荐 material recommended	钢	P	☺	☺	☺	
	不锈钢	M	☺	☺		
	铸铁	K	☹	☹		
	有色金属	N				☺






刀片 Insert	右手刀片 Right hand	左手刀片 Left hand	螺距 pitch 0T05126		尺寸 Dimensions (mm)				
			tpi	R	L	r	Y	T	
	16ER14W-M		14	●			0.25	1.1	3.65
	16ER11W-M		11	●			0.32	1.4	3.65
	11ER28W	11EL28W	28				0.13	0.8	3.18
	11ER26W	11EL26W	26				0.14	0.8	3.18
	11ER24W	11EL24W	24				0.15	0.8	3.18
	11ER20W	11EL20W	20				0.18	1.0	3.18
	11ER19W	11EL19W	19				0.19	1.0	3.18
	11ER18W	11EL18W	18				0.2	1.0	3.18
	11ER16W	11EL16W	16				0.22	1.0	3.18
	11ER14W	11EL14W	14				0.25	1.0	3.18
	16ER28W	16EL28W	28	●			0.13	0.9	3.65
	16ER26W	16EL26W	26				0.14	0.9	3.65
	16ER24W	16EL24W	24	●			0.15	0.9	3.65
	16ER20W	16EL20W	20	●			0.18	0.9	3.65
	16ER19W	16EL19W	19	●			0.19	0.9	3.65
	16ER18W	16EL18W	18	●			0.2	0.9	3.65
	16ER16W	16EL16W	16	●			0.22	0.9	3.65
	16ER14W	16EL14W	14	●			0.25	1.1	3.65
	16ER12W	16EL12W	12	●			0.29	1.4	3.65
	16ER11W	16EL11W	11	●			0.32	1.4	3.65
	16ER10W	16EL10W	10	●			0.35	1.4	3.65
	16ER9W	16EL9W	9	●			0.39	1.7	3.65
	16ER8W	16EL8W	8	●			0.44	1.7	3.65
	16ER7W	16EL7W	7				0.5	1.7	3.65
	22ER7W	22EL7W	7				0.5	2.4	3.65
	22ER6W	22EL6W	6	●			0.59	2.4	4.9
	22ER5W	22EL5W	5	●			0.7	2.6	4.9
	22ER4.5W	22EL4.5W	4.5				0.79	2.7	4.9
	22ER4W	22EL4W	4	●			0.89	2.7	4.9
27ER4.5W	27EL4.5W	4.5				0.79		6.4	
27ER4W	27EL4W	4				0.89		6.4	
	27VER4W	27VEL4W	4						
	27VER3W	27VEL3W	3						
	27VER2.5W	27VEL2.5W	2.5						

● 常备库存 (主推) Standing stock ○ 非常备库存 Extraordinary stock

内螺纹刀片 55° Internal Whitworth Full Profile

BS 84
GB/T 7307

型号 Model	L (mm)	IC (mm)	d (mm)					尺寸 Dimensions (mm)			
11**	11	6.35	3.0					r	Y	T	
16**	16	9.525	4.0					0.25	0.9	3.65	
22**	22	12.7	5.1					0.32	1.1	3.65	
27**	27	15.875	6.35								
材质推荐 material recommended				钢	P	☺	☺	☺			
				不锈钢	M	☺	☺				
				铸铁	K	☹	☹				
				有色金属	N				☺		
刀片 Insert		右手刀片 Right hand	左手刀片 Left hand	螺距 pitch 0T05126					尺寸 Dimensions (mm)		
				tpi	R	L					
	16NR14W-M			14	●				0.25	0.9	3.65
	16NR11W-M			11	●				0.32	1.1	3.65
	11NR28W		11NL28W	28	○				0.13	0.8	3.18
	11NR26W		11NL26W	26	○				0.14	0.8	3.18
	11NR24W		11NL24W	24	○				0.15	0.8	3.18
	11NR20W		11NL20W	20	○				0.18	1.0	3.18
	11NR19W		11NL19W	19	●				0.19	1.0	3.18
	11NR18W		11NL18W	18	○				0.2	1.0	3.18
	11NR16W		11NL16W	16	○				0.22	1.0	3.18
	11NR14W		11NL14W	14	●				0.25	1.0	3.18
	16NR28W		16NL28W	28	●				0.13	0.9	3.65
	16NR26W		16NL26W	26					0.14	0.9	3.65
	16NR24W		16NL24W	24	●				0.15	0.9	3.65
	16NR20W		16NL20W	20	●				0.18	0.9	3.65
	16NR19W		16NL19W	19	●				0.19	0.9	3.65
	16NR18W		16NL18W	18	●				0.2	0.9	3.65
	16NR16W		16NL16W	16	●				0.22	0.9	3.65
	16NR14W		16NL14W	14	●				0.25	1.1	3.65
	16NR12W		16NL12W	12	●				0.29	1.4	3.65
	16NR11W		16NL11W	11	●				0.32	1.4	3.65
	16NR10W		16NL10W	10	●				0.35	1.4	3.65
	16NR9W		16NL9W	9	●				0.39	1.7	3.65
16NR8W		16NL8W	8	●				0.44	1.7	3.65	
16NR7W		16NL7W	7					0.51	1.7	3.65	
22NR7W		22NL7W	7					0.51	2.4	3.65	
22NR6W		22NL6W	6	●				0.59	2.4	4.9	
22NR5W		22NL5W	5	●				0.71	2.6	4.9	
22NR4.5W		22NL4.5W	4.5					0.79	2.7	4.9	
22NR4W		22NL4W	4	●				0.89	2.7	4.9	
27NR4.5W		27NL4.5W	4.5					0.79		6.4	
27NR4W		27NL4W	4					0.89		6.4	
	27VNR4W		27VNL4W	4							
	27VNR3W		27VNL3W	3							
	27VNR2.5W		27VNL2.5W	2.5							

● 常备库存 (主推) Standing stock ○ 非常备库存 Extraordinary stock

螺纹车削刀具 >NPT-60° 美国标准锥管螺纹刀片

螺纹车削刀具
THREADING TURNING TOOLS

外螺纹刀片 External NPT-60°

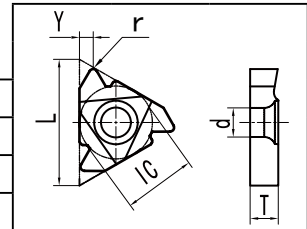
ASME B.20.1
GB/T 12716

☺ 优先推荐 Good recommendation
☹ 一般推荐 General recommendation

型号 Model	L (mm)	IC (mm)	d (mm)
11**	11	6.35	3.0
16**	16	9.525	4.0

材质推荐
material
recommended

钢	P	☺	☺	☺	
不锈钢	M	☺	☺		
铸铁	K	☹	☹		
有色金属	N				☺

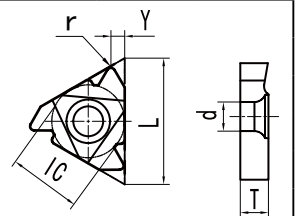



刀片 Insert	右手刀片 Right hand	左手刀片 Left hand	螺距 pitch		尺寸 Dimensions (mm)									
			tpi	R L	r	Y	T							
	11ER27NPT	11EL27NPT	27	● ○										
	11ER18NPT	11EL18NPT	18	● ○							0.03	1.0	3.18	
	11ER14NPT	11EL14NPT	14	● ○							0.04	1.1	3.18	
	16ER27NPT	16EL27NPT	27	● ○								1.0	3.65	
	16ER18NPT	16EL18NPT	18	● ○							0.03	1.0	3.65	
	16ER14NPT	16EL14NPT	14	● ○							0.04	1.3	3.65	
	16ER11.5NPT	16EL11.5NPT	11.5	● ○							0.05	1.5	4.9	
	16ER8NPT	16EL8NPT	8	● ○							0.07	1.8	4.9	

● 常备库存 (主推) Standing stock ○ 非常备库存 Extraordinary stock

内螺纹刀片 Internal NPT-60°

ASME B.20.1
GB/T 12716

型号 Model	L (mm)	IC (mm)	d (mm)					☺ 优先推荐 Good recommendation ☹ 一般推荐 General recommendation				
11**	11	6.35	3.0					☺	☺			
16**	16	9.525	4.0					☺	☺			
材质推荐 material recommended				钢	P	☺	☺	☺				
				不锈钢	M	☺	☺					
				铸铁	K	☹	☹					
				有色金属	N				☺			
刀片 Insert		右手刀片 Right hand	左手刀片 Left hand	螺距 pitch 0T05126					尺寸 Dimensions (mm)			
				tpi	R	L				r	Y	T
	11NR27NPT		11NL27NPT	27	●						1.0	3.18
	11NR18NPT		11NL18NPT	18	●	○				0.03	1.0	3.18
	11NR14NPT		11NL14NPT	14	●	○				0.04	1.1	3.18
	16NR27NPT		16NL27NPT	27	●	○					1.0	3.65
	16NR18NPT		16NL18NPT	18	●	○				0.03	1.0	3.65
	16NR14NPT		16NL14NPT	14	●	○				0.04	1.3	3.65
	16NR11.5NPT		16NL11.5NPT	11.5	●	○				0.05	1.5	3.65
	16NR8NPT		16NL8NPT	8	●	○				0.07	1.8	3.65

● 常备库存 (主推) Standing stock ○ 非常备库存 Extraordinary stock

外螺纹刀片 External BSPT-55°

BS 21
GB/T 7306.1~7306.2


型号 Model	L (mm)	IC (mm)	d (mm)					☺ 优先推荐 Good recommendation ☹ 一般推荐 General recommendation					
11**	11	6.35	3.0										
16**	16	9.525	4.0										
材质推荐 material recommended				钢	P	☺	☺	☺					
				不锈钢	M	☺	☺						
				铸铁	K	☹	☹						
				有色金属	N				☺				
刀片 Insert		右手刀片 Right hand	左手刀片 Left hand	螺距 pitch 0T05126						尺寸 Dimensions (mm)			
				tpi	R	L					r	Y	T
	11ER28BSPT		11EL28BSPT	28	●	○					0.13	0.8	3.18
	11ER19BSPT		11EL19BSPT	19	●	○					0.19	1.0	3.18
	11ER14BSPT		11EL14BSPT	14	●	○					0.25	1.0	3.18
	16ER28BSPT		16EL28BSPT	28	●	○					0.13	1.0	3.65
	16ER19BSPT		16EL19BSPT	19	●	○					0.19	1.0	3.65
	16ER14BSPT		16EL14BSPT	14	●	○					0.25	1.0	3.65
	16ER11BSPT		16EL11BSPT	11	●	○					0.32	1.0	3.65

● 常备库存 (主推) Standing stock ○ 非常备库存 Extraordinary stock

内螺纹刀片 Internal BSPT-55°

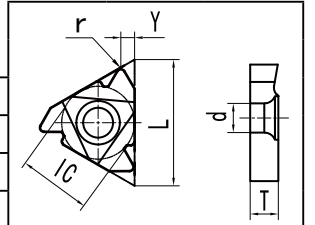
BS 21

GB/T 7306.1~7306.2

型号 Model	L (mm)	IC (mm)	d (mm)									
11**	11	6.35	3.0									
16**	16	9.535	4.0									
材质推荐 material recommended				钢	P	☺	☺	☺				
				不锈钢	M	☺	☺					
				铸铁	K	☹	☹					
				有色金属	N				☺			
刀片 Insert		右手刀片 Right hand	左手刀片 Left hand	螺距 pitch		0T05126		尺寸 Dimensions (mm)				
				tpi	R	L				r	Y	T
	11NR28BSPT	11NL28BSPT	28	●						0.13	0.8	3.18
	11NR19BSPT	11NL19BSPT	19	●	○					0.19	1.0	3.18
	11NR14BSPT	11NL14BSPT	14	●	○					0.25	1.0	3.18
	16NR28BSPT	16NL28BSPT	28	●	○					0.13	1.0	3.65
	16NR19BSPT	16NL19BSPT	19	●	○					0.19	1.0	3.65
	16NR14BSPT	16NL14BSPT	14	●	○					0.25	1.0	3.65
	16NR11BSPT	16NL11BSPT	11	●	○					0.32	1.0	3.65

● 常备库存 (主推) Standing stock ○ 非常备库存 Extraordinary stock

☺ 优先推荐 Good recommendation
☹ 一般推荐 General recommendation

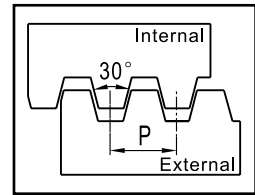


螺纹车削刀具 > TR-30° 梯形螺纹刀片

螺纹车削刀具
THREADING TURNING TOOLS

外螺纹刀片 External Trapez DIN103

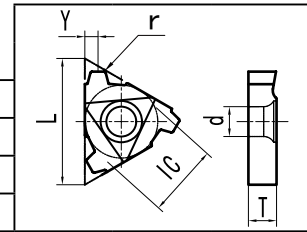
ISO 2901~2904
GB/T 5796; GB/T 12359



型号 Model	L (mm)	IC (mm)	d (mm)
11**	11	6.35	3.0
16**	16	9.525	4.0
22**	22	12.7	5.1
27**	27	15.875	6.35

材质推荐 material recommended	钢	P	☺	☺	☺	
	不锈钢	M	☺	☺		
	铸铁	K	☹	☹		
	有色金属	N				☺

☺ 优先推荐 Good recommendation
☹ 一般推荐 General recommendation

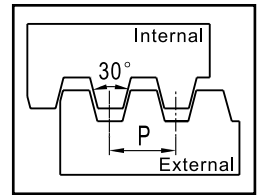


刀片 Insert	右手刀片 Right hand	左手刀片 Left hand	螺距 mm		0T05126						尺寸 Dimensions (mm)			
			mm	R	L							r	Y	T
	16ER1.5TR	16EL1.5TR	1.50	●				○	○			0.1	1.1	3.65
	16ER2.0TR	16EL2.0TR	2.00	●				○	○			0.1	1.3	3.65
	16ER3.0TR	16EL3.0TR	3.00	●				○	○			0.1	1.5	3.65
	22ER4.0TR	22EL4.0TR	4.00	●				○				0.1	1.9	4.9
	22ER5.0TR	22EL5.0TR	5.00	●				○				0.1	2.2	4.9
	22ER6.0TR	22EL6.0TR	6.00	●				○				0.25	2.3	4.9
	27ER6.0TR	27EL6.0TR	6.00	●				○				0.25	2.5	6.4
	27ER7.0TR	27EL7.0TR	7.00	●				○				0.3	2.7	6.4
	22VER4.0TR	22VEL4.0TR	4.00	●				○				0.1		4.76
	22VER5.0TR	22VEL5.0TR	5.00	●				○				0.1		4.76
	22VER6.0TR	22VEL6.0TR	6.00	●				○				0.25		4.76
	27VER6.0TR	27VEL6.0TR	6.00	●				○				0.25		6.4
	27VER7.0TR	27VEL7.0TR	7.00	●				○				0.25		6.4
	27VER8.0TR	27VEL8.0TR	8.00	●				○				0.25		6.4
	27VER9.0TR	27VEL9.0TR	9.00	●				○				0.25		6.4
	27VER10TR	27VEL10TR	10.00	●								0.3		8.7
	22UER7.0TR	22UEL7.0TR	7.00	○								0.3		4.9
	27UER8.0TR		8.0	●								0.25		6.4
	27UER10TR		10.0									0.3		6.4

● 常备库存 (主推) Standing stock ○ 非常备库存 Extraordinary stock

内螺纹刀片 Internal Trapez DIN103

ISO 2901~2904
GB/T 5796; GB/T 12359



型号 Model	L (mm)	IC (mm)	d (mm)	材质推荐 material recommended	钢 P	不锈钢 M	铸铁 K	有色金属 N	尺寸 Dimensions (mm)						
									r	Y	T				
11**	11	6.35	3.0		☺	☺	☺								
16**	16	9.525	4.0		☺	☺									
22**	22	12.7	5.1		☺	☺									
27**	27	15.875	6.35		☺	☺									

刀片 Insert	右手刀片 Right hand	左手刀片 Left hand	螺距 mm		OT05126				尺寸 Dimensions (mm)		
			mm		R	L				r	Y
	11NR1.5TR	11NL1.5TR	1.5	●					0.1		3.18
	11NR2.0TR	11NL2.0TR	2.0	●					0.1		3.18
	16NR1.5TR	16NL1.5TR	1.50	●					0.1	1.1	3.65
	16NR2.0TR	16NL2.0TR	2.00	●					0.1	1.3	3.65
	16NR3.0TR	16NL3.0TR	3.00	●					0.1	1.5	3.65
	22NR4.0TR	22NL4.0TR	4.00	●					0.1	1.9	4.9
	22NR5.0TR	22NL5.0TR	5.00	●					0.1	2.2	4.9
	22NR6.0TR	22NL6.0TR	6.00	●					0.25	2.3	4.9
	27NR6.0TR	27NL6.0TR	6.00	●					0.25	2.5	6.4
	27NR7.0TR	27NL7.0TR	7.00	●					0.3	2.7	6.4
	22VNR4.0TR	22VNL4.0TR	4.00	●					0.1		4.76
	22VNR5.0TR	22VNL5.0TR	5.00	●					0.1		4.76
	22VNR6.0TR	22VNL6.0TR	6.00	●					0.25		4.76
	27VNR6.0TR	27VNL6.0TR	6.00	●					0.25		6.4
	27VNR7.0TR	27VNL7.0TR	7.00	●					0.25		6.4
	27VNR8.0TR	27VNL8.0TR	8.00	●					0.25		6.4
	27VNR9.0TR	27VNL9.0TR	9.00	●					0.25		6.4
	27VNR10TR	27VNL10TR	10.00	●					0.3		8.7
	27VNR12TR	27VNL12TR	12.00	●					0.5		8.7
		22UNR7.0TR	22UNL7.0TR	7.00	○					0.3	
27UNR8.0TR			8.0						0.25		6.4
27UNR10.0TR			10.0						0.3		6.4

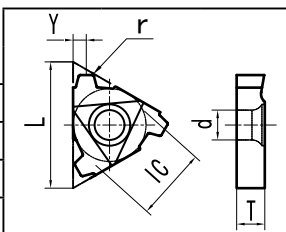
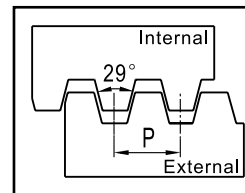
● 常备库存 (主推) Standing stock ○ 非常备库存 Extraordinary stock

螺纹车削刀具 > ACME-29° 美制梯形螺纹刀片

螺纹车削刀具
THREADING TURNING TOOLS

外螺纹刀片 External American ACME

ASME B1.5
BS 1104



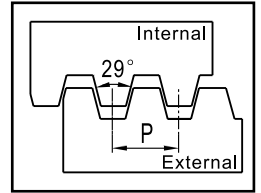
型号 Model	L (mm)	IC (mm)	d (mm)	材质推荐 material recommended						尺寸 Dimensions (mm)		
11**	11	6.35	3.0	钢	P	☺	☺	☺				
16**	16	9.525	4.0	不锈钢	M	☺	☺					
22**	22	12.7	5.1	铸铁	K	☹	☹					
27**	27	15.875	6.35	有色金属	N							☺

刀片 Insert	右手刀片 Right hand	左手刀片 Left hand	螺距 pitch		0T05126			尺寸 Dimensions (mm)		
			tpi	R	L	r	Y	T		
	16ER16ACME	16EL16ACME	16	●	○		0.08	1.1	3.65	
	16ER14ACME	16EL14ACME	14	●	○		0.08	1.2	3.65	
	16ER12ACME	16EL12ACME	12	●	○		0.1	1.2	3.65	
	16ER10ACME	16EL10ACME	10	●	○		0.12	1.4	3.65	
	16ER8ACME	16EL8ACME	8	●	○		0.12	1.5	3.65	
	16ER6ACME	16EL6ACME	6	●	○		0.2	1.5	3.65	
	22ER6ACME	22EL6ACME	6	●	○		0.2	2.1	4.9	
	22ER5ACME	22EL5ACME	5	●	○		0.25	2.1	4.9	
	22ER4ACME	22EL4ACME	4	●	○		0.3	2.3	4.9	
	27ER4ACME	27EL4ACME	4	●	○		0.3	2.1	6.4	
	22VER6ACME	22VEL6ACME	6	●	○		0.2		4.76	
	22VER5ACME	22VEL5ACME	5	●			0.25		4.76	
	22VER4ACME	22VEL4ACME	4	●			0.3		4.76	
	27VER3.5ACME	27VEL3.5ACME	3.5				0.3	2.4	6.4	
	27VER3ACME	27VEL3ACME	3	●			0.3	2.4	6.4	

● 常备库存 (主推) Standing stock ○ 非常备库存 Extraordinary stock

内螺纹刀片 Internal American ACME

ASME B1.5
BS 1104



型号 Model	L (mm)	IC (mm)	d (mm)	材质推荐 material recommended				尺寸 Dimensions (mm)									
				钢 P	不锈钢 M	铸铁 K	有色金属 N	r	Y	T							
11**	11	6.35	3.0														
16**	16	9.525	4.0														
22**	22	12.7	5.1														
27**	27	15.875	6.35														

刀片 Insert	右手刀片 Right hand	左手刀片 Left hand	螺距 pitch		尺寸 Dimensions (mm)			
			tpi	R	L	r	Y	T
	11NR16ACME	11NL16ACME	16	●	○	0.06		3.18
	11NR14ACME	11NL14ACME	14	●	○	0.08		3.18
	16NR16ACME	16NL16ACME	16	●	○	0.08	1.1	3.65
	16NR14ACME	16NL14ACME	14	●	○	0.08	1.2	3.65
	16NR12ACME	16NL12ACME	12	●	○	0.1	1.2	3.65
	16NR10ACME	16NL10ACME	10	●	○	0.12	1.4	3.65
	16NR8ACME	16NL8ACME	8	●	○	0.12	1.5	3.65
	16NR6ACME	16NL6ACME	6	●	○	0.2	1.5	3.65
	22NR6ACME	22NL6ACME	6	●	○	0.2	2.1	4.9
	22NR5ACME	22NL5ACME	5	●	○	0.25	2.1	4.9
22NR4ACME	22NL4ACME	4	●	○	0.3	2.3	4.9	
27NR4ACME	27NL4ACME	4	●	○	0.3	2.1	6.4	
	22VNR6ACME	22VNL6ACME	6	●	○	0.2		4.76
	22VNR5ACME	22VNL5ACME	5	●		0.25		4.76
	22VNR4ACME	22VNL4ACME	4	●		0.3		4.76
	27VNR3.5ACME	27VNL3.5ACME	3.5			0.3	2.4	6.4
	27VNR3ACME	27VNL3ACME	3	●		0.3	2.4	6.4

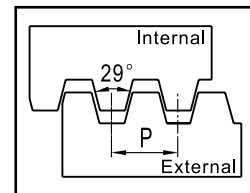
● 常备库存 (主推) Standing stock ○ 非常备库存 Extraordinary stock

螺纹车削刀具 > STACME-29° 美制短齿梯形螺纹刀片

螺纹车削刀具
THREADING TURNING TOOLS

外螺纹刀片 External American Stub ACME

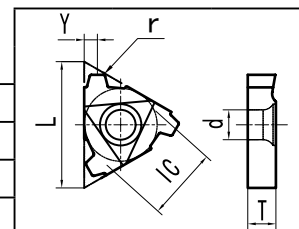
ANSI B1.8



型号 Model	L (mm)	IC (mm)	d (mm)
11**	11	6.35	3.0
16**	16	9.525	4.0
22**	22	12.7	5.1
27**	27	15.875	6.35

材质推荐 material recommended	钢	P	☺	☺	☺	
	不锈钢	M	☺	☺		
	铸铁	K	☹	☹		
	有色金属	N				☺

☺ 优先推荐 Good recommendation
☹ 一般推荐 General recommendation

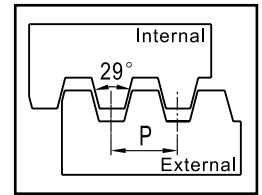


刀片 Insert	右手刀片 Right hand	左手刀片 Left hand	螺距 pitch 0T05126			尺寸 Dimensions (mm)		
			tpi	R	L	r	Y	T
	16ER16STACME	16EL16STACME	16	●	○	0.08	1.0	3.65
	16ER14STACME	16EL14STACME	14	●	○	0.08	1.1	3.65
	16ER12STACME	16EL12STACME	12	●	○	0.1	1.2	3.65
	16ER10STACME	16EL10STACME	10	●	○	0.1	1.3	3.65
	16ER8STACME	16EL8STACME	8	●	○	0.16	1.5	3.65
	16ER6STACME	16EL6STACME	6	●	○	0.2	1.5	3.65
	22ER6STACME	22EL6STACME	6	●	○	0.2	1.8	4.9
	22ER5STACME	22EL5STACME	5	●	○	0.25	2.3	4.9
	22ER4STACME	22EL4STACME	4	●	○	0.3	2.3	4.9
	27ER4STACME	27EL4STACME	4	●	○	0.3	2.5	6.4
	27VER3STACME	27VEL3STACME	3	●	○	0.3		6.4

● 常备库存 (主推) Standing stock ○ 非常备库存 Extraordinary stock

内螺纹刀片 Internal American Stub ACME

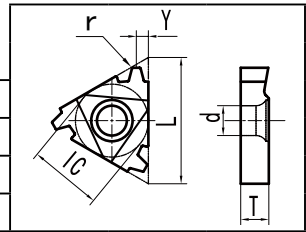
ANSI B1.8



型号 Model	L (mm)	IC (mm)	d (mm)
11**	11	6.35	3.0
16**	16	9.525	4.0
22**	22	12.7	5.1
27**	27	15.875	6.35

材质推荐 material recommended	钢	P	☺	☺	☺	
	不锈钢	M	☺	☺		
	铸铁	K	☹	☹		
	有色金属	N				☺

☺ 优先推荐 Good recommendation
☹ 一般推荐 General recommendation



刀片 Insert	右手刀片 Right hand	左手刀片 Left hand	螺距 pitch 0T05126		尺寸 Dimensions (mm)				
			tpi	R	L	r	Y	T	
	11NR16STACME	11NL16STACME	16	●			0.06		3.18
	11NR14STACME	11NL14STACME	14	●	○		0.08		3.18
	16NR16STACME	16NL16STACME	16	●	○		0.06	1.0	3.65
	16NR14STACME	16NL14STACME	14	●	○		0.08	1.1	3.65
	16NR12STACME	16NL12STACME	12	●	○		0.1	1.2	3.65
	16NR10STACME	16NL10STACME	10	●	○		0.1	1.3	3.65
	16NR8STACME	16NL8STACME	8	●	○		0.16	1.5	3.65
	16NR6STACME	16NL6STACME	6	●	○		0.2	1.5	3.65
	22NR6STACME	22NL6STACME	6	●	○		0.2	1.8	4.9
	22NR5STACME	22NL5STACME	5	●	○		0.25	2.3	4.9
	22NR4STACME	22NL4STACME	4	●	○		0.3	2.3	4.9
	27NR4STACME	27NL4STACME	4	●	○		0.3	2.5	6.4
	27VNR3STACME	27VNL3STACME	3	●	○		0.3		6.4

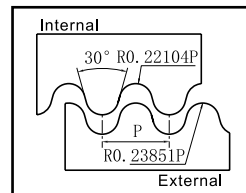
● 常备库存 (主推) Standing stock ○ 非常备库存 Extraordinary stock

螺纹车削刀具 >RD-30° 圆螺纹刀片

螺纹车削刀具
THREADING TURNING TOOLS

外螺纹刀片 External RD-DIN405

DIN405 T1~T2

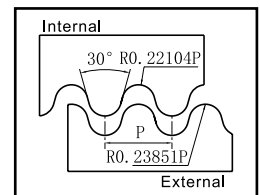


型号 Model	L (mm)	IC (mm)	d (mm)								
16**	16	9.525	4.0								
22**	22	12.7	5.1								
材质推荐 material recommended				钢	P	☺	☺	☺			
				不锈钢	M	☺	☺				
				铸铁	K	☹	☹				
				有色金属	N				☺		
刀片 Insert		右手刀片 Right hand	左手刀片 Left hand	螺距 pitch		0T05126		尺寸 Dimensions (mm)			
				tpi	R	L		r	Y	T	
	16ER10RD	16EL10RD	10	●				0.61	1.2	3.65	
	16ER8RD	16EL8RD	8	●				0.76	1.3	3.65	
	16ER6RD	16EL6RD	6	●				1.01	1.7	3.65	
	22ER6RD	22EL6RD	6	●				1.01	2.0	4.9	
	22ER5RD	22EL5RD	5	●				1.21	2.0	4.9	
	22ER4RD	22EL4RD	4	●				1.51	2.3	4.9	

● 常备库存 (主推) Standing stock ○ 非常备库存 Extraordinary stock

内螺纹刀片 Internal RD-DIN405

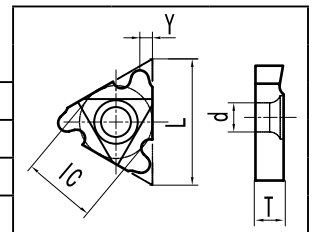
DIN405 T1~T2



型号 Model	L (mm)	IC (mm)	d (mm)
16**	16	9.525	4.0
22**	22	12.7	5.1

☺ 优先推荐 Good recommendation
☹ 一般推荐 General recommendation

材质推荐 material recommended	钢	P	☺	☺	☺	
	不锈钢	M	☺	☺		
	铸铁	K	☹	☹		
	有色金属	N				☺



刀片 Insert	右手刀片 Right hand	左手刀片 Left hand	螺距 pitch		尺寸 Dimensions (mm)						
			t pi	R L	r	Y	T				
	16NR10RD	16NL10RD	10	●		0.56	1.2	3.65			
	16NR8RD	16NL8RD	8	●		0.7	1.3	3.65			
	16NR6RD	16NL6RD	6	●		0.94	1.7	3.65			
	22NR6RD	22NL6RD	6	●		0.94	2.0	4.9			
	22NR5RD	22NL5RD	5	●		1.12	2.0	4.9			
	22NR4RD	22NL4RD	4	●		1.4	2.3	4.9			

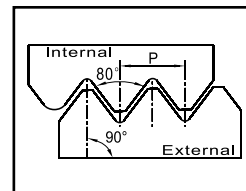
● 常备库存 (主推) Standing stock ○ 非常备库存 Extraordinary stock

螺纹车削刀具 >Pg-80° 钢导管螺纹刀片

螺纹车削刀具
THREADING TURNING TOOLS

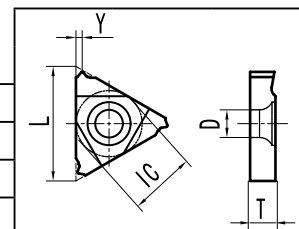
外螺纹刀片 External Pg DIN40430

DIN40430



型号 Model	L (mm)	IC (mm)	d (mm)
16**	16	9.525	4.0
22**	22	12.7	5.1

材质推荐 material recommended	钢	P	☺	☺	☺	
	不锈钢	M	☺	☺		
	铸铁	K	☹	☹		
	有色金属	N				☺

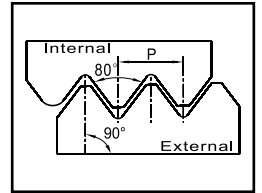


刀片 Insert	右手刀片 Right hand	左手刀片 Left hand	螺距 pitch 0T05126		尺寸 Dimensions (mm)			
			tpi	R	L	r	Y	T
	11ER20Pg	11EL20Pg	20	○			0.9	3.18
	11ER18Pg	11EL18Pg	18	○			1	3.18
	11ER16Pg	11EL16Pg	16	●			1.1	3.18
	16ER20Pg	16EL20Pg	20	○			0.9	3.65
	16ER18Pg	16EL18Pg	18	●			1	3.65
	16ER16Pg	16EL16Pg	16	●			1.1	3.65

● 常备库存 (主推) Standing stock ○ 非常备库存 Extraordinary stock

内螺纹刀片 Internal Pg DIN40430

DIN40430



型号 Model	L (mm)	IC (mm)	d (mm)	☺ 良好推荐 ☹ 一般推荐									
16**	16	9.525	4.0	材质推荐 material recommended	钢	P	☺	☺	☺				
22**	22	12.7	5.1		不锈钢	M	☺	☺					
					铸铁	K	☹	☹					
					有色金属	N							☺

刀片 Insert	右手刀片 Right hand	左手刀片 Left hand	螺距 pitch		尺寸 Dimensions (mm)								
			tpi	R L	r	Y	T						
	11NR20Pg	11NL20Pg	20	○				0.9	3.18				
	11NR18Pg	11NL18Pg	18	○				1.0	3.18				
	11NR16Pg	11NL16Pg	16	●				1.1	3.18				
	16NR20Pg	16NL20Pg	20	○				0.9	3.65				
	16NR18Pg	16NL18Pg	18	●				1.0	3.65				
	16NR16Pg	16NL16Pg	16	●				1.1	3.65				

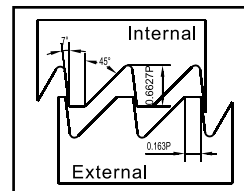
● 常备库存 (主推) Standing stock ○ 非常备库存 Extraordinary stock

螺纹车削刀具 > ABUT 美制锯齿螺纹刀片

螺纹车削刀具
THREADING TURNING TOOLS

外螺纹刀片 External American Buttress

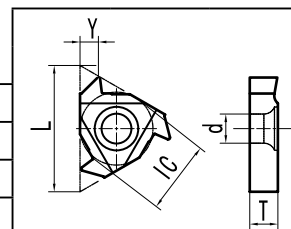
ANSI/ASME B1.9



型号 Model	L (mm)	IC (mm)	d (mm)
11**	11	6.35	3.0
16**	16	9.525	4.0
22**	22	12.7	5.1

材质推荐 material recommended	钢	P	☺	☺	☺	
	不锈钢	M	☺	☺		
	铸铁	K	☹	☹		
	有色金属	N				☺

☺ 优先推荐 Good recommendation
☹ 一般推荐 General recommendation

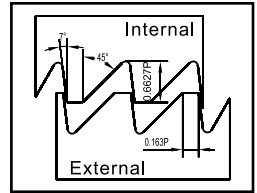


刀片 Insert	右手刀片 Right hand	左手刀片 Left hand	螺距 pitch		0T05126			尺寸 Dimensions (mm)		
			tpi	R	L	r	Y	T		
	11ER20ABUT	11EL20ABUT	20	○				0.9	3.18	
	11ER16ABUT	11EL16ABUT	16	○				0.9	3.18	
	16ER20ABUT	16EL20ABUT	20	○				0.9	3.65	
	16ER16ABUT	16EL16ABUT	16	●				0.9	3.65	
	16ER12ABUT	16EL12ABUT	12	●				1.0	3.65	
	16ER10ABUT	16EL10ABUT	10	●				1.2	3.65	
	22ER8ABUT	22EL8ABUT	8	○				1.3	4.9	
	22ER6ABUT	22EL6ABUT	6	○				1.5	4.9	

● 常备库存 (主推) Standing stock ○ 非常备库存 Extraordinary stock

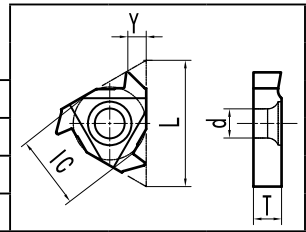
内螺纹刀片 Internal American Buttress

ANSI/ASME B1.9



型号 Model	L (mm)	IC (mm)	d (mm)
11**	11	6.35	3.0
16**	16	9.525	4.0
22**	22	12.7	5.1

材质推荐 material recommended	钢	P	☺	☺	☺	
	不锈钢	M	☺	☺		
	铸铁	K	☹	☹		
	有色金属	N				☺

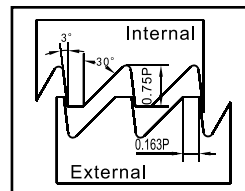


刀片 Insert	右手刀片 Right hand	左手刀片 Left hand	螺距 pitch 0T05126		尺寸 Dimensions (mm)			
			tpi	R	L	r	Y	T
	11NR20ABUT	11NL20ABUT	20	○			0.9	3.18
	11NR16ABUT	11NL16ABUT	16	○			0.9	3.18
	16NR20ABUT	16NL20ABUT	20	○			0.9	3.65
	16NR16ABUT	16NL16ABUT	16	●			0.9	3.65
	16NR12ABUT	16NL12ABUT	12	●			1.0	3.65
	16NR10ABUT	16NL10ABUT	10	●			1.2	3.65
	22NR8ABUT	22NL8ABUT	8	○			1.3	4.9
	22NR6ABUT	22NL6ABUT	6	○			1.5	4.9

● 常备库存 (主推) Standing stock ○ 非常备库存 Extraordinary stock

外螺纹刀片 External DIN513

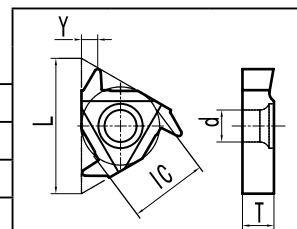
DIN 513
GB/T 13576
GOST 10177



型号 Model	L (mm)	IC (mm)	d (mm)
16**	16	9.525	4.0
22**	22	12.7	5.1
27**	27	15.875	6.35

材质推荐 material recommended	钢	P	☺	☺	☺	
	不锈钢	M	☺	☺		
	铸铁	K	☹	☹		
	有色金属	N				☺

☺ 优先推荐 Good recommendation
☹ 一般推荐 General recommendation

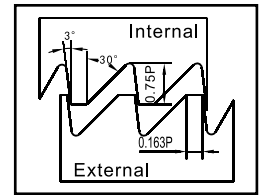


刀片 Insert	右手刀片 Right hand	左手刀片 Left hand	螺距 pitch 0T05126		尺寸 Dimensions (mm)			
			mm	R	L	r	Y	T
	16ER2.0SAGE	16EL2.0SAGE	2.0	●		0.25	1.3	3.65
	22ER3.0SAGE	22EL3.0SAGE	3.0	○		0.37	1.9	4.9
	22ER4.0SAGE	22EL4.0SAGE	4.0	●		0.5	2.4	4.9
	27ER5.0SAGE	27EL5.0SAGE	5.0	○		0.62	3.3	6.4
	22UER5.0SAGE	22UEL5.0SAGE	5.0	○		0.62	11	4.9
	22UER6.0SAGE	22UEL6.0SAGE	6.0	○		0.75	11	4.9
	22VER2.0SAGE	22VEL2.0SAGE	2.0	○		0.25	-	4.9
	22VER3.0SAGE	22VEL3.0SAGE	3.0	○		0.37	-	4.9
	22VER4.0SAGE	22VEL4.0SAGE	4.0	○		0.5	-	4.9
	27VER5.0SAGE	27VEL5.0SAGE	5.0	○		0.62	-	6.4
	27VER6.0SAGE	27VEL5.0SAGE	6.0	●		0.75	2.0	6.4
	27VER7.0SAGE	27VEL7.0SAGE	7.0	●		0.87	2.5	6.4
	27VER8.0SAGE	27VEL8.0SAGE	8.0	○		0.99	3.0	8.7

● 常备库存 (主推) Standing stock ○ 非常备库存 Extraordinary stock

内螺纹刀片 Internal DIN513

DIN 513
GB/T 13576
GOST 10177



型号 Model	L (mm)	IC (mm)	d (mm)	材质推荐 material recommended						尺寸 Dimensions (mm)				
16**	16	9.525	4.0	钢	P	☺	☺	☺						
22**	22	12.7	5.1	不锈钢	M	☺	☺							
27**	27	15.875	6.35	铸铁	K	☹	☹							
				有色金属	N									☺

刀片 Insert	内螺纹刀片 Internal	外螺纹刀片 External	螺距 pitch 0T05126		尺寸 Dimensions (mm)				
			mm	R	L	r	Y	T	
	16NR2. OSAGE	16NL2. OSAGE	2.0	●			0.08	1.3	3.65
	22NR3. OSAGE	22NL3. OSAGE	3.0	○			0.1	1.9	4.9
	22NR4. OSAGE	22NL4. OSAGE	4.0	●			0.1	2.4	4.9
	27NR5. OSAGE	27NL5. OSAGE	5.0	○			0.1	3.3	6.4
	22UNR5. OSAGE	22UNL5. OSAGE	5.0	○			0.1	11	4.9
	22UNR6. OSAGE	22UNL6. OSAGE	6.0	○			0.2	11	4.9
	22VNR2. OSAGE	22VNL2. OSAGE	2.0	○			0.08	-	4.9
	22VNR3. OSAGE	22VNL3. OSAGE	3.0	●			0.1	-	4.9
	22VNR4. OSAGE	22VNL4. OSAGE	4.0	○			0.1	-	4.9
	27VNR5. OSAGE	27VNL5. OSAGE	5.0	○			0.1	-	6.4
	27VNR6. OSAGE	27VNL5. OSAGE	6.0	●			0.2	2.0	6.4
	27VNR7. OSAGE	27VNL7. OSAGE	7.0	●			0.2	2.5	6.4
	27VNR8. OSAGE	27VNL8. OSAGE	8.0	○			0.2	3.0	8.7

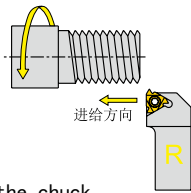
● 常备库存 (主推) Standing stock ○ 非常备库存 Extraordinary stock

螺纹车削加工方案对照表

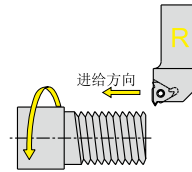
Comparison table of threading cutting machining

外螺纹（右旋螺纹） external(right hand)

铁屑向上排 - 刀杆正向安装
主轴正转 (M03)
进给方向 - 向卡盘方向进给
Scrap iron displaced upward-tool
holders installed forward
Spindle turned forward-M03
Feed direction-Feed direction-feed to the chuck

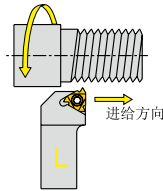


铁屑向下排 - 刀杆反向安装
主轴正转 (M03)
进给方向 - 向卡盘方向进给
Scrap iron displaced downward-
tool holders installed backward
Spindle turned forward-M03
Feed direction-Feed direction-feed to the chuck

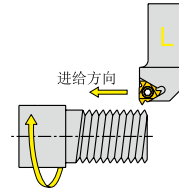


外螺纹（左旋螺纹） external(left hand)

铁屑向上排 - 刀杆正向安装
主轴正转 (M03)
进给方向 - 向尾座方向进给
Scrap iron displaced upward-
tool holders installed forward
Spindle turned forward-M03
Feed direction-Feed direction-tail
seat direction feed

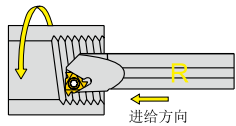


铁屑向下排 - 刀杆正向安装
主轴反转 (M04)
进给方向 - 向卡盘方向进给
Scrap iron displaced upward-
tool holders installed forward
Spindle turned forward-M04
Feed direction-Feed direction-feed to the chuck

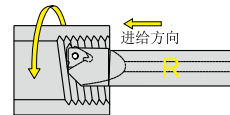


内螺纹（右旋螺纹） internal(right hand)

铁屑向上排 - 刀杆正向安装
主轴正转 (M03)
进给方向 - 向卡盘方向进给
Scrap iron displaced upward-
tool holders installed forward
Spindle turned forward-M03
Feed direction-Feed direction-feed to the chuck

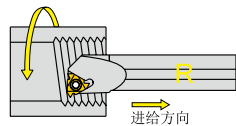


铁屑向下排 - 刀杆反向安装
主轴正转 (M03)
进给方向 - 向卡盘方向进给
Scrap iron displaced downward-
tool holders installed backward
Spindle turned forward-M03
Feed direction-Feed direction-feed to the chuck

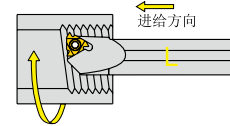


内螺纹（左旋螺纹） internal(left hand)

铁屑向上排 - 刀杆正向安装
主轴正转 (M03)
进给方向 - 向尾座方向进给
Scrap iron displaced upward-
tool holders installed forward
Spindle turned forward-M03
Feed direction-Feed direction-tail seat direction feed



铁屑向上排 - 刀杆正向安装
主轴反转 (M04)
进给方向 - 向卡盘方向进给
Scrap iron displaced upward-
tool holders installed forward
Spindle turned forward-M04
Feed direction-Feed direction-feed to the chuck



进刀量计算公式

按公式以连续递减方式计算每次走刀量

$$\Delta a_{px} = \frac{h}{\sqrt{na_{p-1}}} \times \sqrt{n}$$

Δa_{px} 径向进给
 x 实际走刀 (从 1 到 na_p 的系列值)
 a_p 螺纹总深度
 na_p 走刀次数
 n 第一次走刀 = 0.3
 第二次走刀 = 1
 第三次走刀 = $x-1$

示例:

工况:

计算:

结果:

外螺纹切削:
螺距: 1.5mm
 a_p : 0.94mm
 na_p : 6 次走刀

$$\Delta a_{p1} = \frac{0.94}{\sqrt{5}} \times \sqrt{0.3} = 0.23$$

第一次走刀, 进刀量 = 0.23mm

$$\Delta a_{p2} = \frac{0.94}{\sqrt{5}} \times \sqrt{1} = 0.42$$

第二次走刀, 进刀量 0.42-0.23=0.19mm

$$\Delta a_{p3} = \frac{0.94}{\sqrt{5}} \times \sqrt{2} = 0.59$$

第三次走刀, 进刀量 0.59-0.42=0.17mm

$$\Delta a_{p4} = \frac{0.94}{\sqrt{5}} \times \sqrt{3} = 0.73$$

第四次走刀, 进刀量 0.73-0.59=0.14mm

$$\Delta a_{p5} = \frac{0.94}{\sqrt{5}} \times \sqrt{4} = 0.84$$

第五次走刀, 进刀量 0.84-0.73=0.11mm

$$\Delta a_{p6} = \frac{0.94}{\sqrt{5}} \times \sqrt{5} = 0.94$$

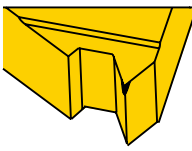
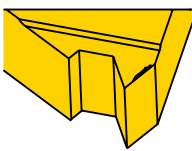
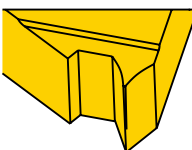
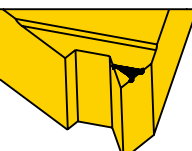
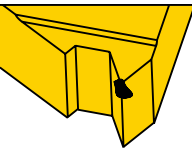
第六次走刀, 进刀量 0.94-0.84=0.1mm

疑难解析 FAQ

问题 Questions

原因 Reasons

措施 Solutions

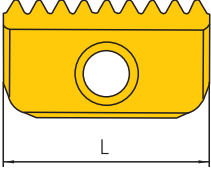
 <p>后刀面磨损过快 Quick-wearing flank</p>	<p>切削速度太高 Cutting speed is fast 横切深度太小 Transverse cutting depth is too small</p> <p>材料不耐磨 material is not wear-resistant 冷却液供给不足 Coolant is not enough for demand 错误的倾斜刀垫 The slope of anvil is wrong 错误的车削直径 The cutting diameter is wrong 刀片在中心线以上 The insert is above the center line</p>	<p>减小主轴转速 To decrease spindle speed 增大横切深度 To enlarge transverse cutting depth 改进侧向进给 To change the lateral feeding 应用涂层类 To make applicable coating 增加冷却液供给 To increase the supply of coolant 重新选择刀垫 To choose a new anvil 调整车削直径 To adjust cutting diameter 调整中心高度 To adjust center height</p>
 <p>刃边剥落 Cutting edge peeling off</p>	<p>切削速度太高 Cutting speed is fast 横切深度太小 Transverse cutting depth is too small 牌号选择错误 Coating grade is wrong</p> <p>切屑控制不良 control of cutting is not good 冷却液供给不足 coolant is not enough for demand 中心高度不正确 The center height is not correct</p>	<p>减小主轴转速 To decrease spindle speed 减小切削深度 To decrease cutting depth 应用涂层类牌号 To choose applicable coating grade 应用高韧性牌号 To use high-roughness coating grade 更改侧向进给 To change the lateral feeding 增加冷却液供给 To increase the supply of coolant 调整中心高度 To adjust center height</p>
 <p>塑性变形 Plastic deformation</p>	<p>塑性变切削区温度过高 The temperature in plastic variation cutting area is too high</p> <p>牌号选择错误 Coating grade is wrong 冷却液供给不足 coolant is not enough for demand</p>	<p>减小主轴转速 To decrease spindle speed 减小切削深度 To decrease cutting depth 调整车削直径 To adjust cutting diameter 应用涂层类牌号 To choose applicable coating grade 增加冷却液供给 To increase the supply of coolant</p>
 <p>积屑瘤 Cutting tumor</p>	<p>切削温度过低 Cutting temperature is too low</p> <p>牌号选择错误 coating grade is wrong 冷却液供给不足 coolant is not enough for demand</p>	<p>增加主轴转速 To increase spindle speed 增加切削深度 To increase cutting depth 应用涂层类牌号 To choose applicable coating grade 增加冷却液供给 To increase the supply of coolant</p>
 <p>刀片破损 Insert broken</p>	<p>切削刃温度过低 Cutting temperature is too low 切深太大 cutting depth is too large</p> <p>牌号选择错误 Coating grade is wrong 错误的车削直径 The cutting diameter is wrong 中心高度不正确 The center height is not correct 横切深度太小 Transverse cutting depth is too small 错误的倾斜刀垫 The slope of anvil is wrong 刀具悬伸太长 The overhang of cutter is too long</p>	<p>增加主轴转速 To increase spindle speed 降低切深 To decrease cutting depth 增加进刀次数 To increase feed time 应用韧性牌号 To choose roughness coating grade 调整车削直径 To adjust cutting diameter 调整中心高度 To adjust center height 减小切削深度 To decrease cutting depth 重新选择刀垫 To choose a new anvil 减少刀具悬伸 To shorten overhang of cutter</p>
<p>表面质量差 Bad quality of surface</p>	<p>错误的切削速度 Cutting speed is wrong</p> <p>切削区温度过高 Cutting temperature is too high 冷却液供给不足 Coolant is not enough for demand 错误的倾斜刀垫 The slope of anvil is wrong 刀具悬伸太长 The overhang of cutter is too long 中心高度不正确 The center height is not correct</p>	<p>增加主轴速度 To increase spindle speed 降低切削速度 To decrease cutting depth 降低切削速度 To decrease cutting speed 增加冷却液供给 To increase the supply of coolant 重新选择刀垫 To choose a new anvil 减少刀具悬伸 To shorten overhang of cutter 调整中心高度 To adjust center height</p>
<p>切屑控制不良 Bad control of cutting</p>	<p>切削区温度过高 Cutting temperature is too high</p> <p>牌号选择错误 Coating grade is wrong</p> <p>冷却液供给不足 Coolant is not enough for demand 错误的车削直径 The cutting diameter is wrong</p>	<p>减小主轴转速 To decrease spindle speed 降低切削速度 To decrease cutting speed 调整车削直径 To adjust cutting diameter 应用涂层类牌号 To choose applicable coating grade 调整车削直径 To adjust cutting diameter 应用 M 型刀片 To use M-style inserts 增加冷却液供给 To increase the supply of coolant 调整车削直径 To adjust cutting diameter</p>

常见螺纹代号	常见螺纹标注对应的刀片型号
<p>R: 英制一般密封管螺纹的统称 包含 Rp: 英制密封圆柱内螺纹 Rc: 英制密封圆锥内螺纹 R1、R2: 英制密封圆锥外螺纹</p> <p>英制密封螺纹的配合方式: ① Rp/R1: 柱 / 锥 配合 ② Rc/R2: 锥 / 锥 配合</p>	<p>Rp 3/4"=PS 3/4" 推荐选用 16NR14W 的刀片</p> <p>Rc 3/4"=PT 3/4" 推荐选用 16NR14BSPT 的刀片</p>
<p>PF: 日本和韩国的旧英制非密封圆柱管螺纹 PT: 日本和韩国的旧英制密封圆锥管螺纹 PS: 日本和韩国的旧英制密封圆柱内螺纹</p> <p>日制密封螺纹的配合方式: ① PS/PT: 柱 / 锥 配合 ② PT/PT: 锥 / 锥 配合</p>	<p>R1 和 R2 都选择 BSPT 系列刀片</p> <p>PF 1"=G 1" 推荐选用 16ER11W(外) 16NR11W(内)的刀片</p>
<p>G: 英制非密封管螺纹</p>	
<p>UN: 美制统一螺纹 包含 UNC: 美制粗牙螺纹 UNF: 美制细牙螺纹 UNEF: 美制超细牙螺纹</p>	<p>UNC UNF UNEF 都使用 11、16ER/NR**UN 系列的刀片 UNC 1" 推荐选用 16ER8UN(外) 16NR9UN(内)的刀片 UNF 1" 推荐选用 16ER12UN(外) 16NR12UN(内)的刀片 UNEF 1" 推荐选用 16ER20UN(外) 16NR20UN(内)的刀片</p>
<p>NPT: 美制一般密封圆锥螺纹 NPSC: 美制一般密封圆柱内螺纹</p> <p>美制密封螺纹的配合方式: NPT/NPT: 锥 / 锥 配合 NPSC/NPT: 柱 / 锥 配合</p>	<p>NPT 3/4" 推荐选用 16ER14NPT(外) 16NR14NPT(内)的刀片</p>

螺纹铣刀片型号说明 Threadeng Milling Insert Ordering code System

1、刀片尺寸 Insert Size

12	—	L=12MM
14	—	L=14MM
21	—	L=21MM
30	—	L=30MM
40	—	L=40MM



2、加工类型 Type of inserts

E	—	外螺纹 External
I	—	内螺纹 Internal
-	—	内外刀片通用

The Same Insert for External or Internal

21
1

E
2

1.50
3

ISO
4

3、螺纹 Pitch

mm	TPI
0.5-6	48-4

4、牙型标准记号 Thread Standard

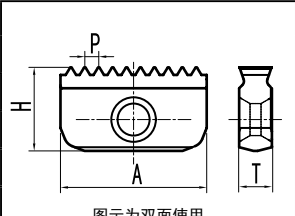


公制ISO螺纹	德制TR螺纹
美制UN直管螺纹	美制ACME螺纹
美制UNJ螺纹	美制短齿ACME螺纹
惠氏W (BSW, BSP)直管螺纹	德制PG螺纹
英制BSPT锥管螺纹	
美制NPT锥管螺纹	
美制NPTF锥管螺纹	

螺纹铣刀片 Thread Milling Inserts

型号 Model	A (mm)	H (mm)	T (mm)											
12N**	12	6	2.38											
14**	14	7.5	3.1											
21**	21	12	4.7											
30**	30	16	5.5											
40**	40	20	6.3											
				材质推荐 material recommended	钢	P	☺							
					不锈钢	M	☺							
					铸铁	K	☺							
					有色金属	I		☺						
刀片 Insert	内螺纹刀片 Internal		外螺纹刀片 External		螺距 pitc		OTO335						NOTE	
					mm	I	E							
<p>单面使用 SINGLE SIDE USE</p>	12I0.5ISO				0.5	●								
	12I0.75ISO				0.75	●								
	12I1.0ISO				1.0	●								
	12I1.25ISO				1.25	●								
	12I1.5ISO				1.5	●								
<p>双面使用 DOUBLE-SIDE USE</p>	14I0.5ISO		14E0.5ISO		0.5	●	●							
	14I0.75ISO		14E0.75ISO		0.75	●	●							
	14I1.0ISO		14E1.0ISO		1.0	●	●							
	14I1.25ISO		14E1.25ISO		1.25	●	●							
	14I1.5ISO		14E1.5ISO		1.5	●	●							
	14I2.0ISO		14E2.0ISO		2.0	●	●							
	14I2.5ISO		14E2.5ISO		2.5	●	●							
	21I1.0ISO		21E1.0ISO		1.0	●	●							
	21I1.5ISO		21E1.5ISO		1.5	●	●							
	21I1.75ISO		21E1.75ISO		1.75	●	○							
	21I2.0ISO		21E2.0ISO		2.0	●	●							
	21I2.5ISO		21E2.5ISO		2.5	●	●							
	21I3.0ISO		21E3.0ISO		3.0	●	●							
	21I3.5ISO				3.5	●								
	30I1.5ISO		30E1.5ISO		1.5	●	●							
	30I2.0ISO		30E2.0ISO		2.0	●	●							
	30I2.5ISO		30E2.5ISO		2.5	●	●							
	30I3.0ISO		30E3.0ISO		3.0	●	●							
	30I3.5ISO		30E3.5ISO		3.5	●	○							
	30I4.0ISO		30E4.0ISO		4.0	●	○							
	30I4.5ISO				4.5	●								
	30I5.0ISO				5.0	●	○							
	40I1.5ISO		40E1.5ISO		1.5	●	○							
	40I2.0ISO		40E2.0ISO		2.0	●	○							
40I3.0ISO		40E3.0ISO		3.0	●									
40I3.5ISO				3.5	●	○								
40I4.0ISO		40E4.0ISO		4.0	●									
40I4.5ISO				4.5	●	○								
40I5.0ISO		40E5.0ISO		5.0	●									
40I5.5ISO				5.5	●									
40I6.0ISO				6.0	●									

● 常备库存 (主推) Standing stock ○ 非常备库存 Extraordinary stock

螺纹铣刀片 Thread Milling Inserts

型号 Model	A (mm)	H (mm)	T (mm)											
12**	12	6	2.38											
14**	14	7.5	3.1											
21**	21	12	4.7	材质推荐 material recommended	钢	P	☺							
30**	30	16	5.5		不锈钢	M	☺							
40**	40	20	6.3		铸铁	K	☺							
					有色金属	L		☺						
刀片 Insert		内螺纹刀片 Internal		外螺纹刀片 External		螺距 pitch		OTO335						NOTE
						TPI								
 单面使用 SINGLE SIDE USE	12I32UN			32	○									
	12I28UN			28	○									
	12I24UN			24	○									
	12I20UN			20	○									
	12I18UN			18	●									
	12I16UN			16	○									
 双面使用 DOUBLE-SIDE USE	14I32UN	14E32UN		32	○									
	14I28UN			28	○									
	14I27UN			27	○									
	14I24UN	14E24UN		24	●	○								
	14I20UN	14E20UN		20	●	○								
	14I18UN	14E18UN		18	●	○								
	14I16UN	14E16UN		16	●	○								
	14I14UN	14E14UN		14	●	○								
	14I12UN	14E12UN		12	●	○								
	14I11UN			11	○									
	14I10UN			10	○									
	21I24UN	21E24UN		24	●	○								
	21I20UN	21E20UN		20	●	○								
	21I18UN	21E18UN		18	●	○								
	21I16UN	21E16UN		16	●	○								
	21I14UN	21E14UN		14	●	○								
	21I12UN	21E12UN		12	●	○								
	21I10UN	21E10UN		10	●	○								
	21I8UN			8	●									
	21I7UN			7	●									
	30I20UN	30E20UN		20	○	○								
	30I18UN	30E18UN		18	○	○								
	30I16UN	30E16UN		16	○	○								
	30I14UN	30E14UN		14	○	○								
	30I12UN	30E12UN		12	○	○								
	30I10UN	30E10UN		10	○	○								
	30I8UN	30E8UN		8	●	○								
	30I6UN	30E6UN		6	○	○								
30I5UN	30E5UN		5	○	○									
40I16UN	40E16UN		16	○	○									
40I14UN	40E14UN		14	○	○									
40I12UN	40E12UN		12	○	○									
40I10UN	40E10UN		10	○	○									
40I8UN	40E8UN		8	●	○									
40I6UN	40E6UN		6	○	○									
40I4.5UN			4.5	○										
40I4UN			4	○										

● 常备库存 (主推) Standing stock ○ 非常备库存 Extraordinary stock

螺纹铣刀片 Thread Milling Inserts

型号 Model	A (mm)	H (mm)	T (mm)					
12**	12	6	2.38					
14**	14	7.5	3.1					
21**	21	12	4.7					
30**	30	16	5.5					
40**	40	20	6.3					
				☺ 优先推荐 Good recommendation ☹ 一般推荐 General recommendation				
				钢	P	☺		
				不锈钢	M	☺		
				铸铁	K	☺		
				有色金属	N		☺	
				图示为双面使用				
刀片 Insert		内 / 外螺纹刀片 INDISCRIMINATE INTERNAL AND EXTERNAL		螺距 pitch tpi	OT0335	NOTE		
单面使用 SINGLE SIDE USE		12-19W	19	●				
<p>双面使用 DOUBLE-SIDE USE</p> <p>内、外螺纹都是用 同样型号刀片加工</p> <p>same insert to process external and internal thread</p>		14-24W	24	●				
		14-20W	20	●				
		14-19W	19	●				
		14-16W	16	●				
		14-14W	14	●				
		14-11W	11	●				
		21-20W	20	○				
		21-19W	19	●				
		21-16W	16	●				
		21-14W	14	●				
		21-11W	11	●				
		30-16W	16	○				
		30-14W	14	○				
		30-11W	11	●				
40-11W	11	○						
40-8W	8							

● 常备库存 (主推) Standing stock ○ 非常备库存 Extraordinary stock

螺纹铣刀片 Thread Milling Inserts

型号 Model	A (mm)	H (mm)	T (mm)								
12**	12	6	2.38								
14**	14	7.5	3.1								
21**	21	12	4.7								
30**	30	16	5.5								
40**	40	20	6.3								
				材质推荐 material recommended		钢 P ☺	不锈钢 M ☺	铸铁 K ☺	有色金属 N ☺		
刀片 Insert				内 / 外螺纹刀片 INDISCRIMINATE INTERNAL AND EXTERNAL		螺距 pitch tpi	0T0335				NOTE
<p>单面使用 SINGLE SIDE USE</p>		内、外螺纹都是用 同样型号刀片加工 same insert to process external and internal thread		12-19BSPT	19	○					
				14-19BSPT	19	●					
				14-14BSPT	14	●					
				21-14BSPT	14	●					
				21-11BSPT	11	●					
				30-11BSPT	11	●					
				40-11BSPT	11						
				● 常备库存 (主推) Standing stock ○ 非常备库存 Extraordinary stock							


螺纹铣刀片 Thread Milling Inserts

型号 Model	A (mm)	H (mm)	T (mm)							
12**	12	6	2.38							
14**	14	7.5	3.1							
21**	21	12	4.7	材质推荐 material recommended	钢	P	☺			
30**	30	16	5.5		不锈钢	M	☺			
40**	40	20	6.3		铸铁	K	☺			
					有色金属	N	☺			
刀片 Insert		内 / 外螺纹刀片 INDISCRIMINATE INTERNAL AND EXTERNAL		螺距 pitch tpi	0T0335				NOTE	
<p>单面使用 SINGLE SIDE USE</p>	内、外螺纹都是用 同样型号刀片加工 same insert to process external and internal thread			12-18NPT	18	●				
				14-18NPT	18	●				
				14-14NPT	14	●				
				21-14NPT	14	●				
				21-11.5NPT	11.5	●				
				30-11.5NPT	11.5	●				
				30-8NPT	8	●				
				40-11.5NPT	11.5					
				40-8NPT	8					

● 常备库存 (主推) Standing stock ○ 非常备库存 Extraordinary stock

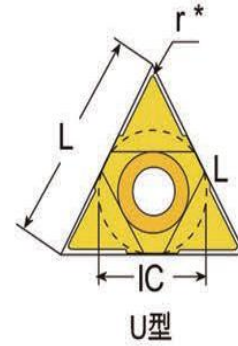
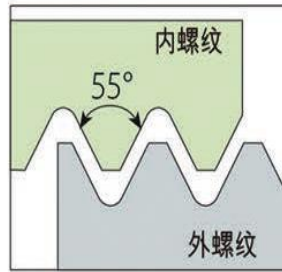
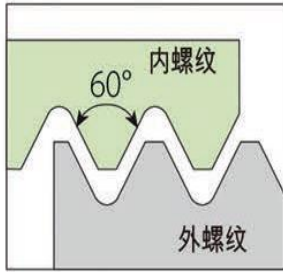
螺纹铣刀片 Thread Milling Inserts

DIN40430

型号 Model	A (mm)	H (mm)	T (mm)							
12**	12	6	2.38							
14**	14	7.5	3.1							
21**	21	12	4.7	材质推荐 material recommended	钢	P	☺			
30**	30	16	5.5		不锈钢	M	☺			
40**	40	20	6.3		铸铁	K	☺			
					有色金属	N		☺		
刀片 Insert				内 / 外螺纹刀片 Internal & External	螺距 pitch tpi	0T0335				NOTE
 <p>双面使用 DOUBLE-SIDE USE</p>	内、外螺纹都是用同样型号刀片加工 same insert to process external and internal thread			14-18PG	18	●				
				21-18PG	18					
				21-16PG	16	●				
				30-16PG	16					

● 常备库存 (主推) Standing stock ○ 非常备库存 Extraordinary stock

深孔铣牙刀



刀片形状	I.C.	螺距		内螺纹	L	r
		mm	TPI	右螺纹		
	1/4"	0.5-1.5	48-16	11UIDA60	11	0.05
		1.5-2.0	16-12	11UIDB60		0.06
		2.0-2.5	9-12	11UIDD60		0.11
		2.5	10	11UIDM60		0.11
		2.5-4.0	10-6	11UIDC60		0.14
	3/8"	1.5-2.0	16-12	16UIDB60	16	0.06
		2.5-3.5	10-7	16UIDE60		0.14
		4.0-6.0	6-4	16UIDH60		0.25
	1/2"	6.0-8.0	4-3	22UIDK60	22	0.30
	1/4"	-	48-16	11UIDA55	11	0.11
		-	16-12	11UIDB55		0.08
		-	11-7	11UIDL55		0.24
	3/8"	-	16-12	16UIDB55	16	0.08
		-	11-7	16UIDL55		0.24
		-	6-4	16UIDH55		0.27
1/2"	-	4-3	22UIDK55	22	0.50	


石油管螺纹刀片型号说明 Threading Insert for oil pipe Ordering Code system

L 40 V E R 8 RD 1-2


1 2 3 4 5 6 7 8 9 10

1、刀片形状及适用机床

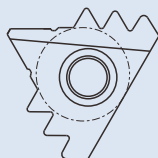
Insert style or used for machine tools



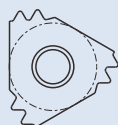
L、长条形 prism



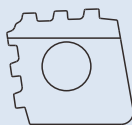
S、方形 square and rectangle



B、蝶形 butterfly



T、三角形 triangle



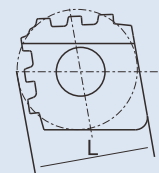
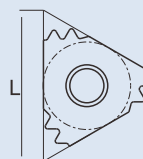
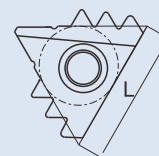
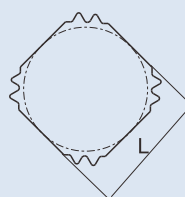
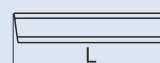
R、平行四边形 parallelogram

P、适用于PMC（美）机床 Used for PMC machine tools (USA)

C、适用于Colinet（比利时）机床 Used for Colinet machine tool (Belgium)

2、刀片尺寸 (mm)

Insert size



3

V—立装刀片
V—Style

不标注为其它形状刀片
Nothing means others

4

E—外螺纹 External
N—内螺纹 Internal

5

R—右旋螺纹 Right hand
L—左旋螺纹 Left hand

6

4—每寸4牙 4 TPI
5—每寸5牙 5 TPI
6—每寸6牙 6 TPI
8—每寸8牙 8 TPI
10—每寸10牙 10 TPI

7

RD—API圆螺纹 For API Round
BU—API偏梯扣 For API Buttress
G—管线管螺纹 For API Line Type

8

刀片切削刃数
Edges of the Insert


9

每切削刃上的齿数
Teeth of the edge

10


对多刀片配合使用的用
1、2、3代表刀号
Sequence NO. of the Insert

石油管线管外螺纹刀片 External API Line Type Inserts



订货号	螺距	螺纹锥度	牙形位置	
Order No.	TPI	Thread Taper	X	Y
B17ER8G2-3	8	1:16	0.32	17.6

石油管线管内螺纹刀片 Internal API Line Type Inserts



订货号	螺距	螺纹锥度	牙形位置	
Order No.	TPI	Thread Taper	X	Y
B17NR8G2-3	8	1:16	0.32	17.6

石油管螺纹刀具 THREADING TOOLS FOR OIL PIPES

石油管线管外螺纹刀片 External API Line Type Inserts



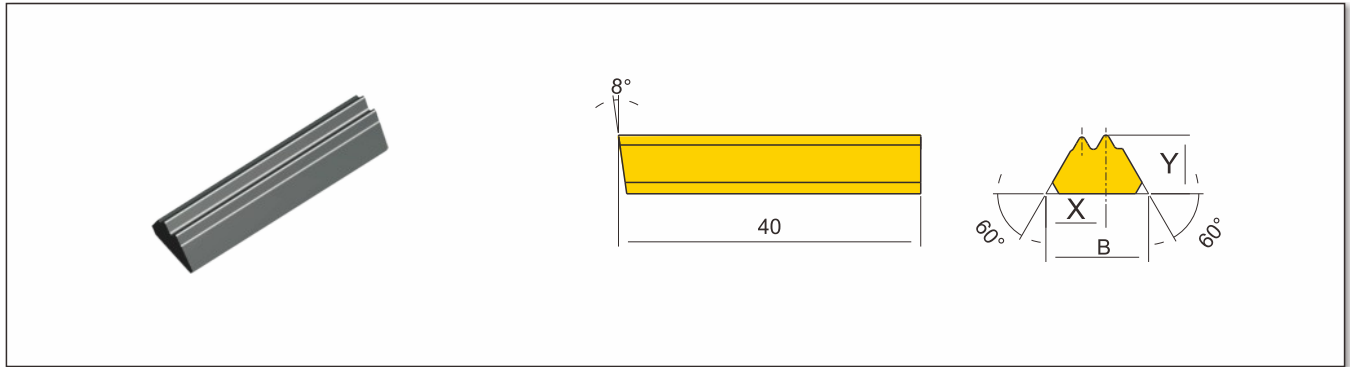
订货号	螺距	螺纹锥度	牙形位置	
Order No.	TPI	Thread Taper	X	Y
B17ER11.5G2-4	11.5	1:16	0.32	17.3

石油管线管内螺纹刀片 Internal API Line Type Inserts



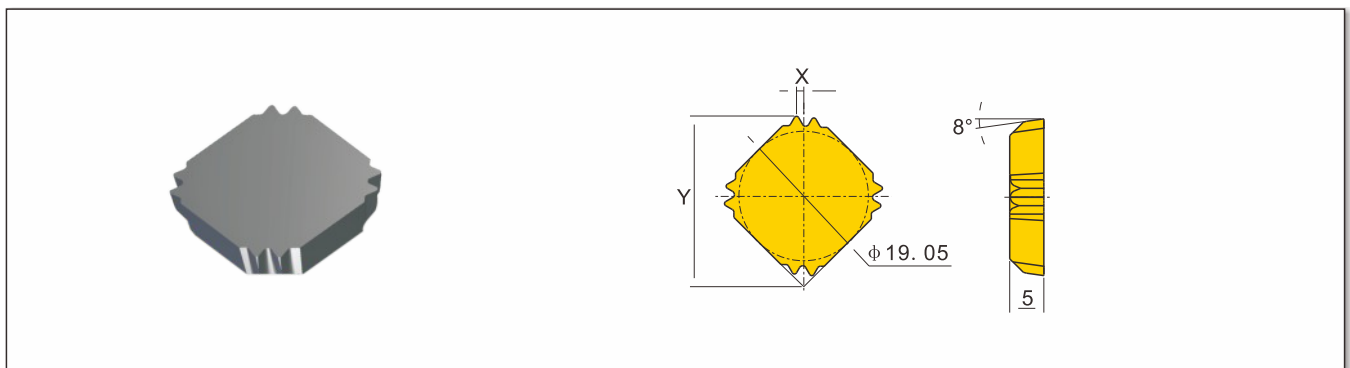
订货号	螺距	螺纹锥度	牙形位置	
Order No.	TPI	Thread Taper	X	Y
B17NR11.5G2-4	11.5	1:16	0.32	17.3

长条形油、套管外螺纹刀片 External API Round Inserts



订货号	螺距	螺纹锥度	牙形位置		
Order No.	TPI	Thread Taper	B	X	Y
L40VER10RD1-2	10	1:16	12.8	9.82	7.76
L40VER8RD1-2	8	1:16	13.6	10.78	7.76

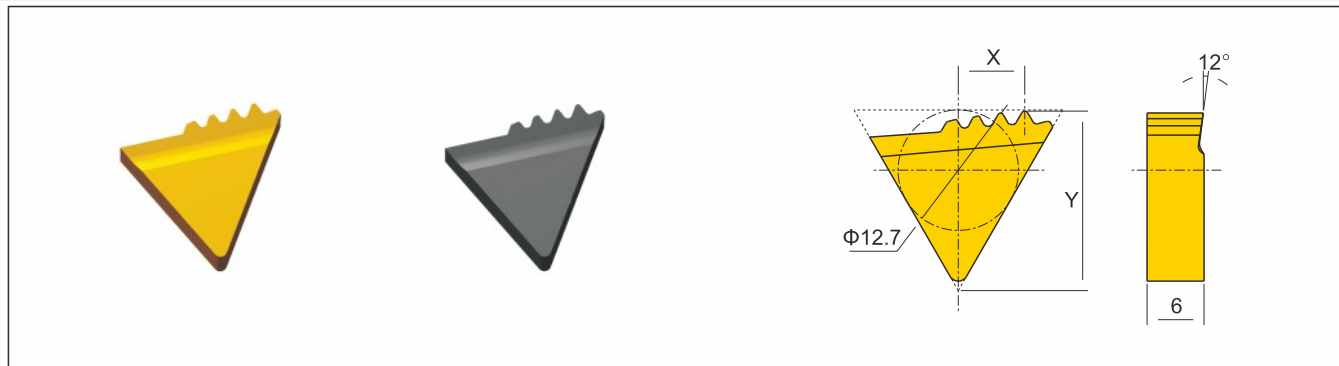
四边彤油、套管内螺纹刀片 Internal API Round Inserts



订货号	螺距	螺纹锥度	牙形位置	
Order No.	TPI	Thread Taper	X	Y
S19NR10RD4-2	10	1:16	1.06	25.20
S19NR8RD4-2	8	1:16	1.30	25.00

石油管螺纹刀具 THREADING TOOLS FOR OIL PIPES

三角形油、套管外螺纹刀片 External API Round Inserts



订货号	螺距	螺纹锥度	牙形位置	
Order No.	TPI	Thread Taper	X	Y
T22ER10RD1-4	10	1:16	7.0	18.9

三角形油、套管外螺纹刀片 External API Round Inserts



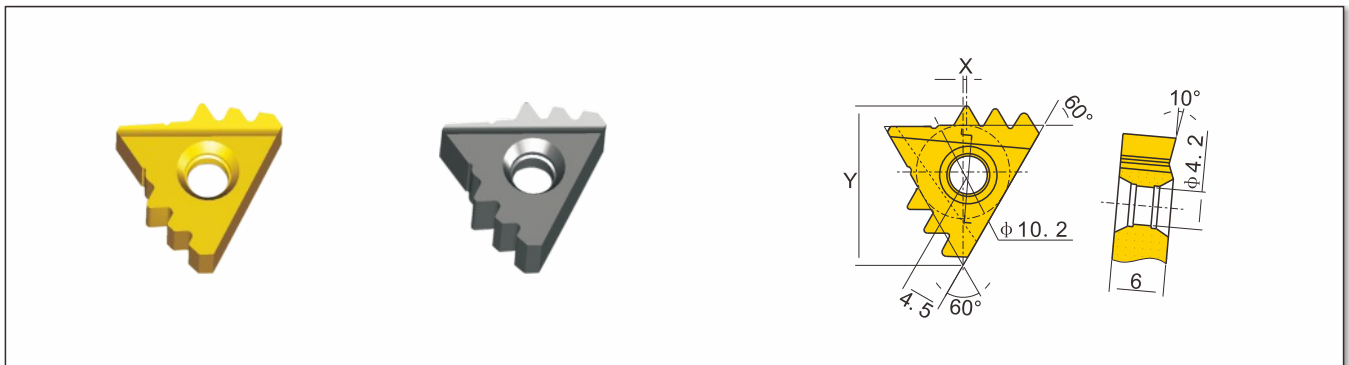
订货号	螺距	螺纹锥度	牙形位置	
Order No.	TPI	Thread Taper	X	Y
T22ER8RD1-4	8	1:16	5.2	18.9

蝶形油、套管外螺纹刀片 External API Round Inserts



订货号	螺距	螺纹锥度	牙形位置	
Order No.	TPI	Thread Taper	X	Y
B17ER10RD2-4	10	1:16	0.18	17.10
B17ER8RD2-3	8	1:16	0.32	17.10

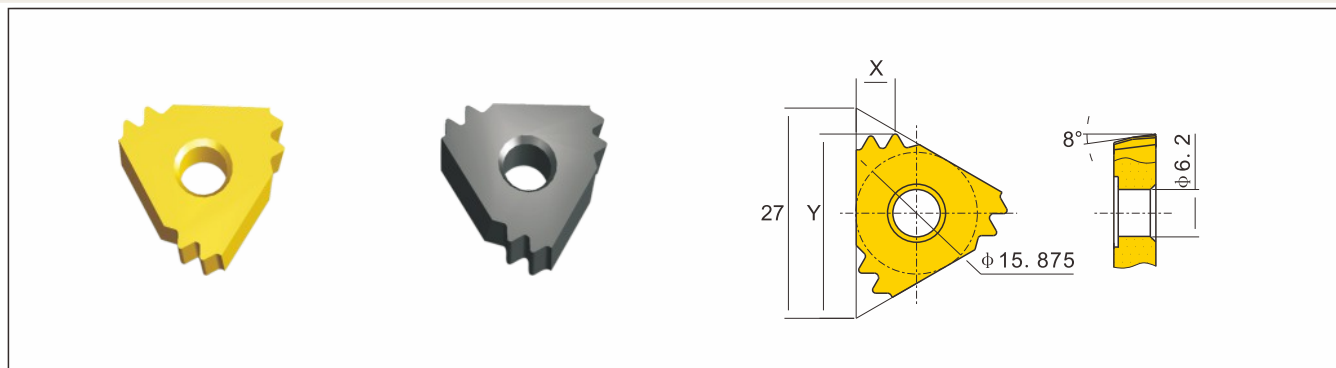
蝶形油、套管内螺纹刀片 Internal API Round Inserts



订货号	螺距	螺纹锥度	牙形位置	
Order No.	TPI	Thread Taper	X	Y
B17NR10RD2-4	10	1:16	0.18	17.10
B17NR8RD2-3	8	1:16	0.32	17.10
B23NR8RD2-5	8	1:16	3.50	21.90

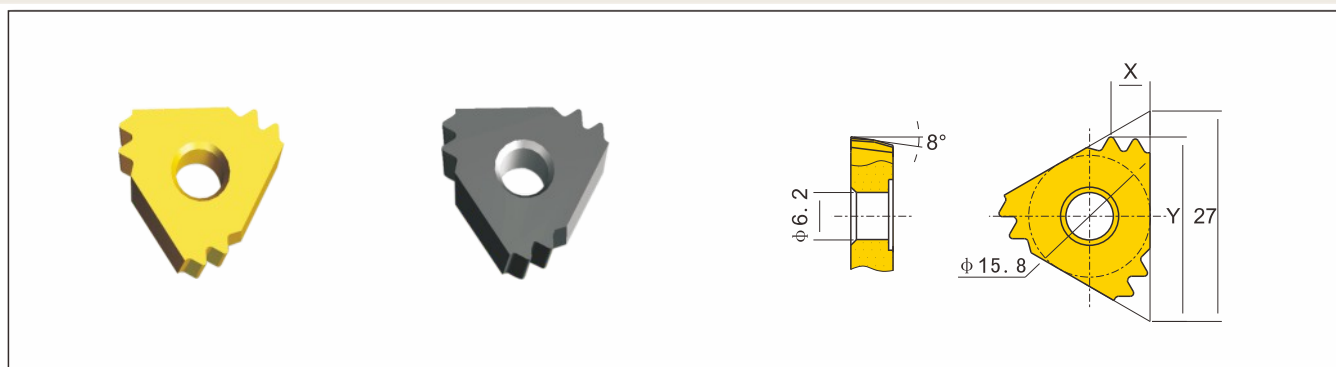
石油管螺纹刀具 THREADING TOOLS FOR OIL PIPES

石油油套管三角形圆扣二齿外螺纹刀片 External API Round Inserts



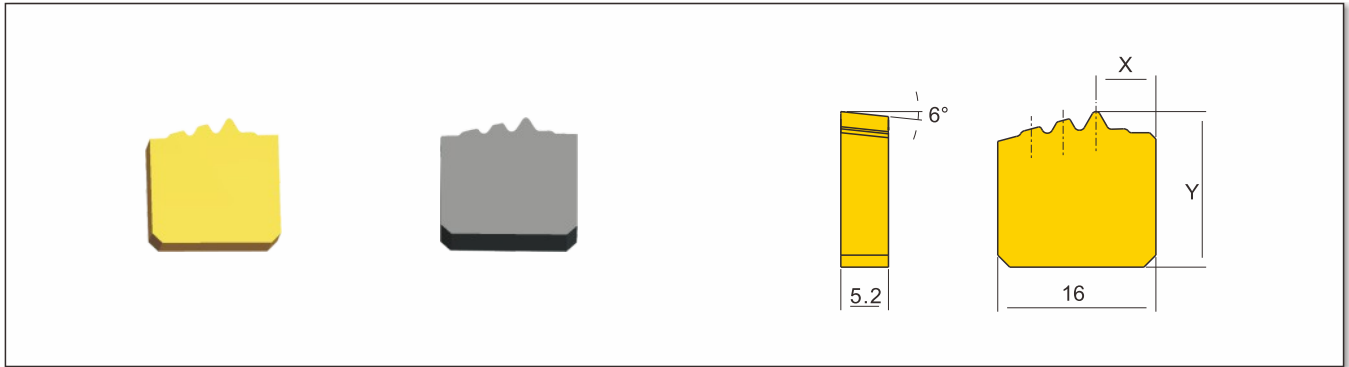
订货号	螺距	螺纹锥度	牙形位置	
Order No.	TPI	Thread Taper	X	Y
T27ER8RD3-2	8	1:16	5.00	24.30
T27ER10RD3-2	10	1:16	4.70	24.50

石油油套管三角形圆扣二齿内螺纹刀片 Internal API Round Inserts



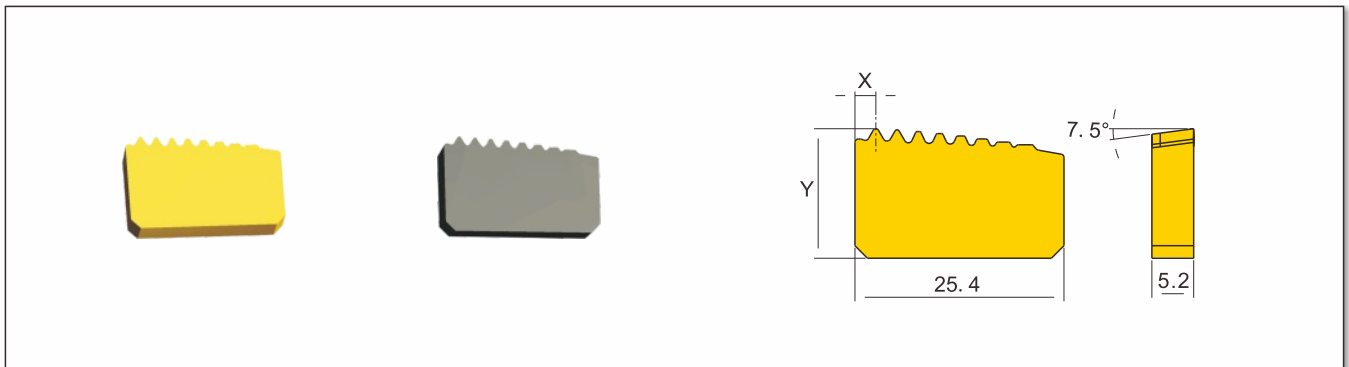
订货号	螺距	螺纹锥度	牙形位置	
Order No.	TPI	Thread Taper	X	Y
T27NR8RD3-2	8	1:16	5.00	24.30
T27NR10RD3-2	10	1:16	4.70	24.50

PMC(美)车丝机用石油油、套管圆扣外螺纹刀片
External API Round Inserts for PMC Machine Tools(USA)



订货号	螺距	螺纹锥度	牙形位置	
Order No.	TPI	Thread Taper	X	Y
P16ER8RD1-31	8	1:16	7.73	14.70
P16ER8RD1-32	8	1:16	6.67	14.96
P16ER8RD1-33	8	1:16	5.61	15.04
P16ER10RD1-31	10	1:16	7.30	14.27
P16ER10RD1-32	10	1:16	6.46	14.55
P16ER10RD1-33	10	1:16	5.61	14.65

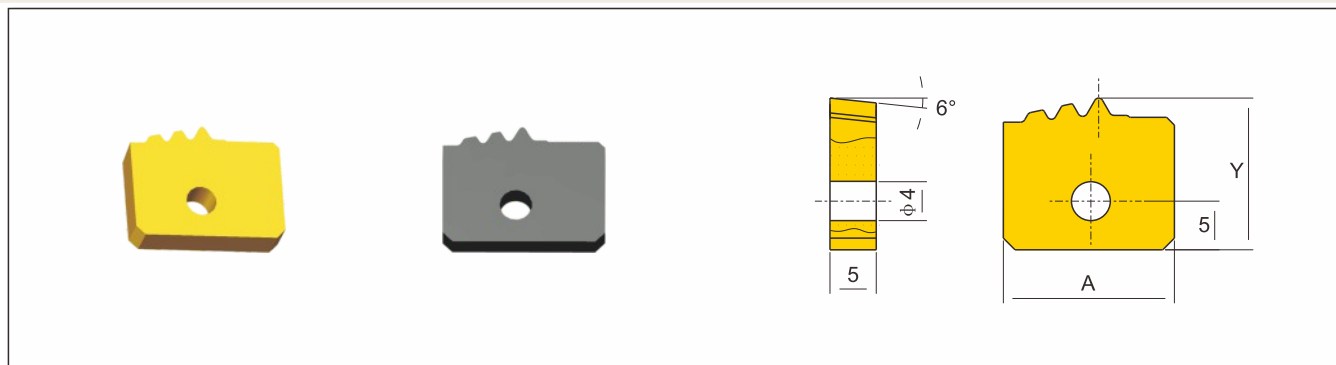
PMC(美)车丝机用石油油、套管圆扣内螺纹刀片
Internal API Round Inserts for PMC Machine Tools(USA)



订货号	螺距	螺纹锥度	牙形位置	
Order No.	TPI	Thread Taper	X	Y
P25NR8RD1-7	8	1:16	3.70	15.70
P25NR10RD1-8	10	1:16	3.70	15.40

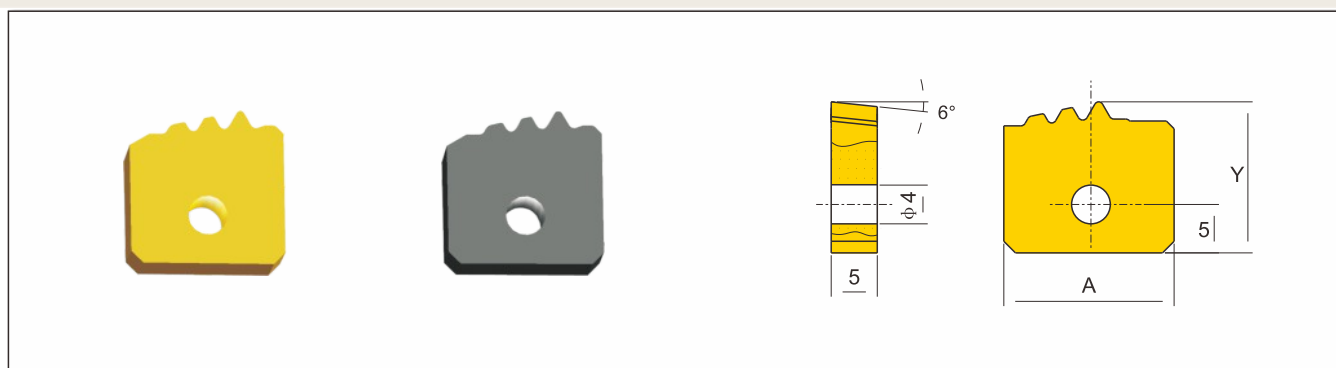
石油管螺纹刀具 THREADING TOOLS FOR OIL PIPES

比利时 (Colinet) 车丝机用石油油、套管圆扣外螺纹刀片 External API Round Inserts for Colinet Machine Tools



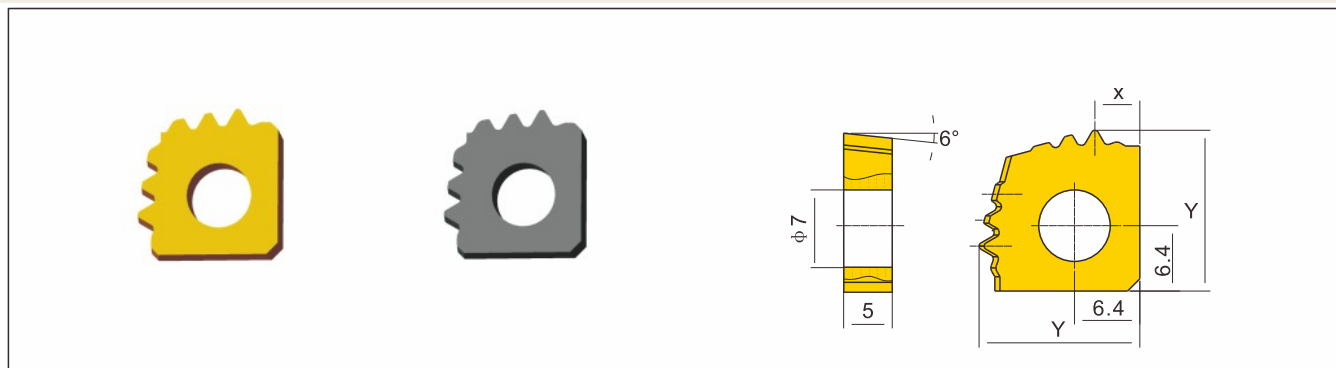
订货号	螺距	螺纹锥度	牙形位置		
Order No.	TPI	Thread Taper	A	X	Y
C20ER8RD1-31(12°)	8	1:16	20	10.20	15.63
C20ER8RD1-32(12°)	8	1:16	20	8.61	15.92
C16ER8RD1-31(15°)	8	1:16	16	6.00	15.40
C16ER8RD1-32(15°)	8	1:16	16	4.41	15.86
C16ER10RD1-31	10	1:16	16	5.67	15.16
C16ER10RD1-32	10	1:16	16	4.40	15.45

比利时 (Colinet) 车丝机用石油油、套管圆扣外螺纹刀片 External API Round Inserts for Colinet Machine Tools



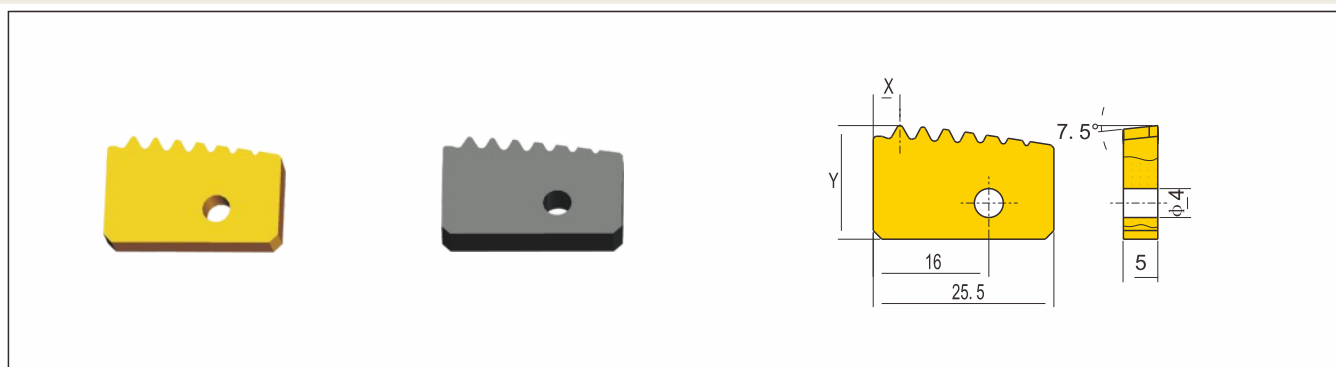
订货号	螺距	螺纹锥度	牙形位置		
Order No.	TPI	Thread Taper	A	X	Y
C16ER8RD1-3	8	1:16	16	4.40	15.86

比利时 (Colinet) 车丝机用石油油、套管圆扣外螺纹刀片
External API Round Inserts for Colinet Machine Tools



订货号	螺距	螺纹锥度	牙形位置	
Order No.	TPI	Thread Taper	X	Y
C16ER8RD2-3	8	1:16	4.40	15.74
C16ER10RD2-3	10	1:16	4.40	15.74

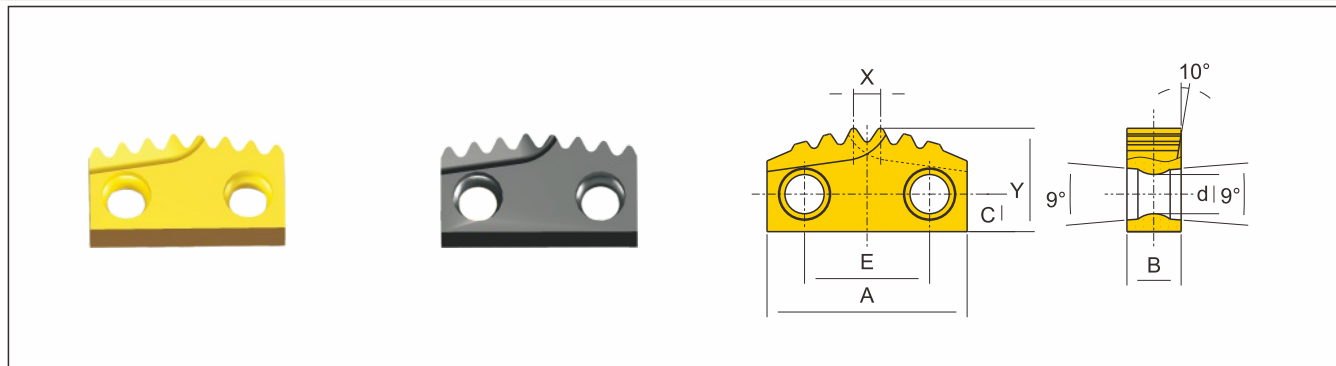
比利时 (Colinet) 车丝机用石油油、套管圆扣内螺纹刀片
Internal API Round Inserts for Colinet Machine Tools



订货号	螺距	螺纹锥度	牙形位置	
Order No.	TPI	Thread Taper	X	Y
C25NR8RD1-7	8	1:16	3.70	17.10
C25NR10RD1-8	10	1:16	3.70	16.80

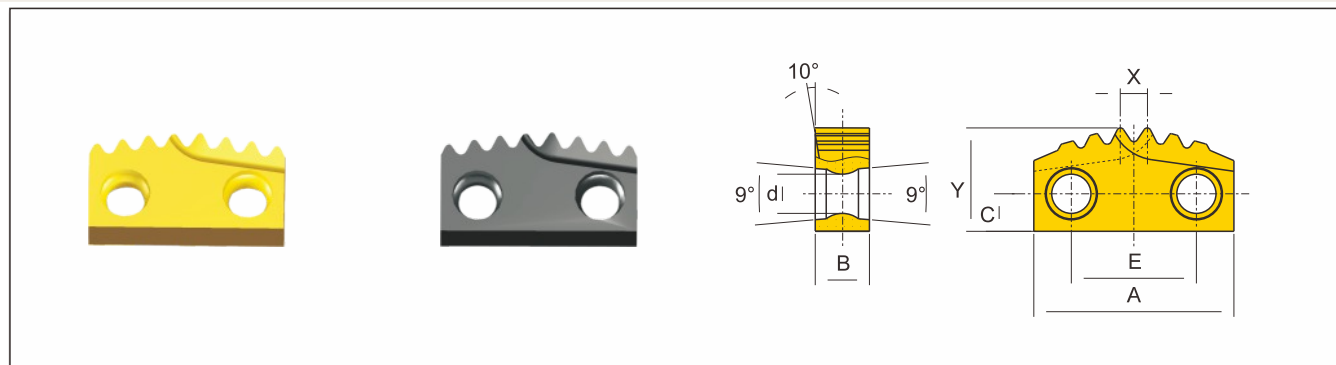
石油管螺纹刀具 THREADING TOOLS FOR OIL PIPES

双孔双刃平装石油管圆扣外螺纹刀片 External API Round Inserts



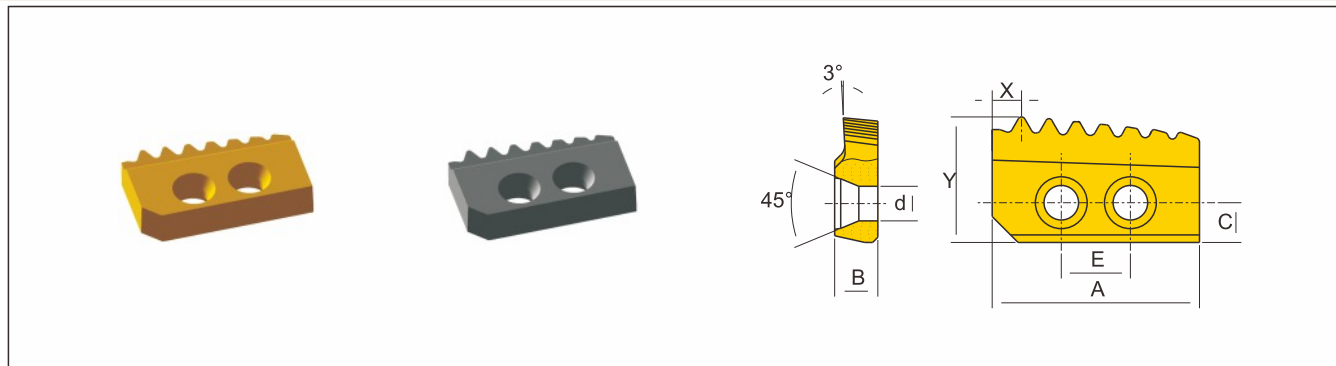
订货号	螺距	螺纹锥度	牙形位置						
Order No.	TPI	Thread Taper	A	B	C	D	E	X	Y
S24ER10RD2-3	10	1:16	24	6.5	4.5	4.7	15	3.6	12.4
S24ER8RD2-3	8	1:16	24	6.5	4.5	4.7	15	3.3	12.4

双孔双刃平装石油管圆扣内螺纹刀片 Internal API Round Inserts



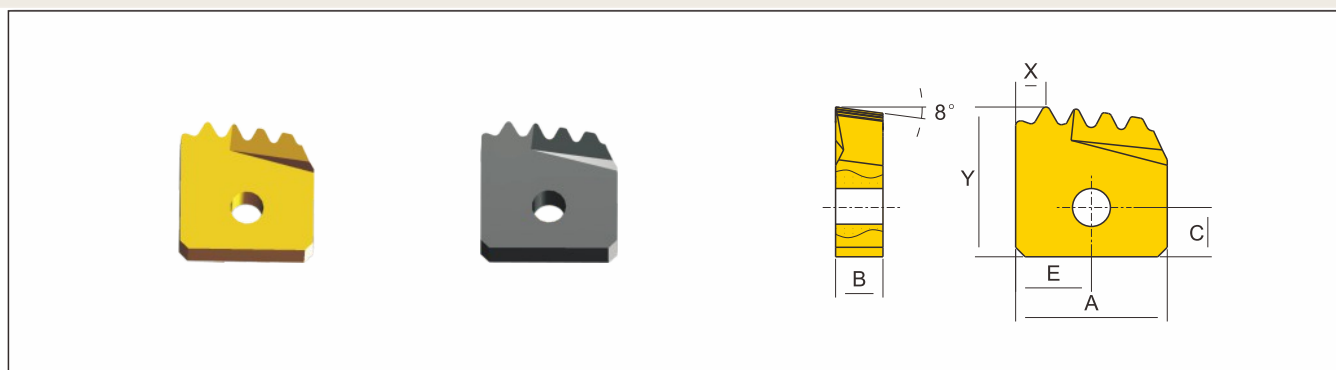
订货号	螺距	螺纹锥度	牙形位置						
Order No.	TPI	Thread Taper	A	B	C	D	E	X	Y
S24NR10RD2-4	10	1:16	24	6.5	4.5	4.7	15	3.6	12.4
S24NR8RD2-4	8	1:16	24	6.5	4.5	4.7	15	3.3	12.4

双孔单刃平装石油管圆扣内螺纹刀片 Internal API Round Inserts



订货号	螺距	螺纹锥度	牙形位置						
Order No.	TPI	Thread Taper	A	B	C	d	E	X	Y
S24NR10RD1-7	10	1:16	24	5	4.6	4	8	7.4	14.48
S24NR8RD1-7	8	1:16	24	5	4.6	4	8	3.4	14.53

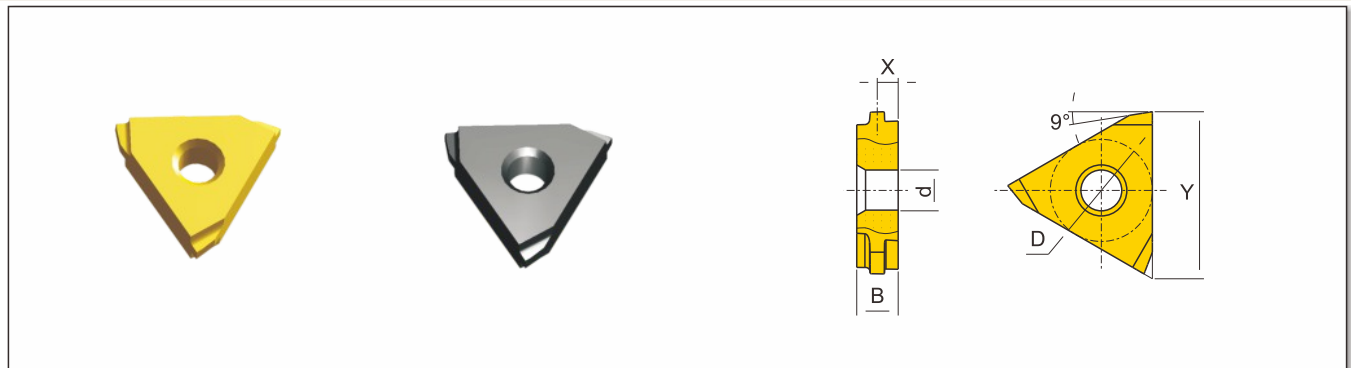
平装单面刃石油管圆扣内螺纹刀片 Internal API Round Inserts



订货号	螺距	螺纹锥度	牙形位置						
Order No.	TPI	Thread Taper	A	B	C	D	E	X	Y
S16NR10RD1-4	10	1:16	16	5	5.2	4	8	3.2	15.8
S16NR8RD1-4	8	1:16	16	5	5.2	4	8	3.2	15.8

石油管螺纹刀具 THREADING TOOLS FOR OIL PIPES

石油套管立装偏梯扣外螺纹刀片 External API Buttress Inserts(V Style)



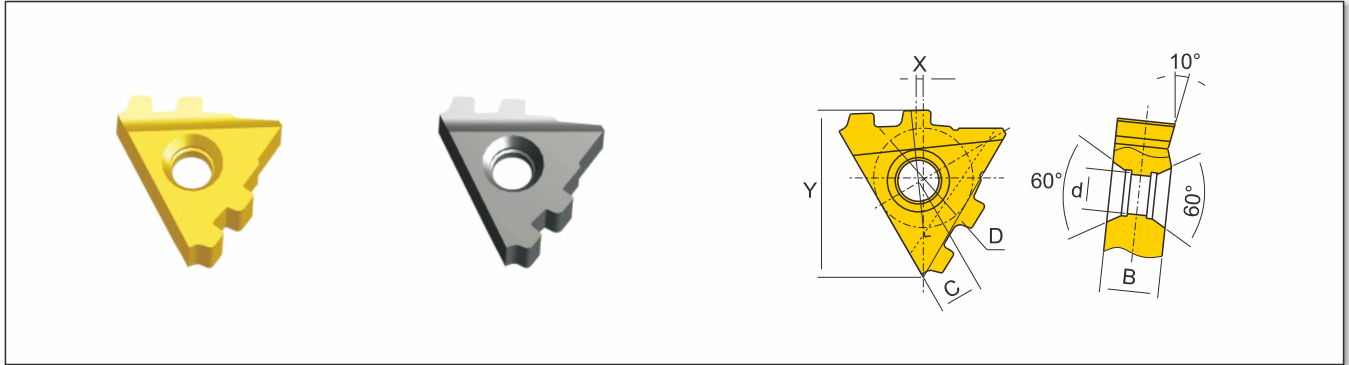
订货号	螺距	螺纹锥度	牙形位置				
Order No.	TPI	Thread Taper	D	d	B	X	Y
T28VER5BU3-1	5	1:16	16	6.2	6.5	3.60	26.20

石油套管立装偏梯扣内螺纹刀片 Internal API Buttress Inserts(V Style)



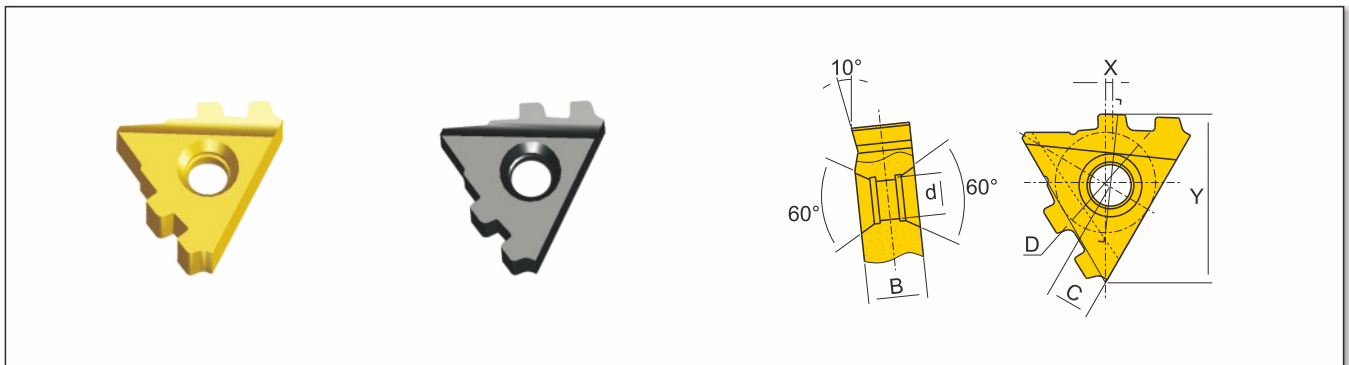
订货号	螺距	螺纹锥度	牙形位置				
Order No.	TPI	Thread Taper	D	d	B	X	Y
T28VNR5BU3-1	5	1:16	16	6.2	6.5	3.60	26.20

石油套管蝶形偏梯扣二齿外螺纹刀片 External API Buttress Inserts



订货号	螺距	螺纹锥度	牙形位置					
Order No.	TPI	Thread Taper	D	d	C	B	X	Y
B17ER5BU2-2	5	1:16	10.2	4.2	4.5	6	2.05	16.80

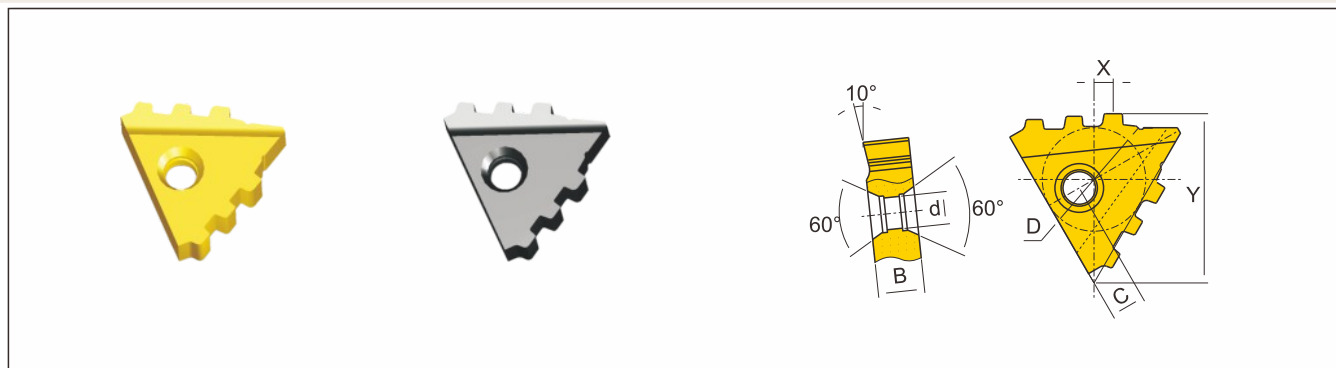
石油套管蝶形偏梯扣二齿内螺纹刀片 Internal API Buttress Inserts



订货号	螺距	螺纹锥度	牙形位置					
Order No.	TPI	Thread Taper	D	d	C	B	X	Y
B17NR5BU2-2	5	1:16	10.2	4.2	4.5	6	1.14	16.65

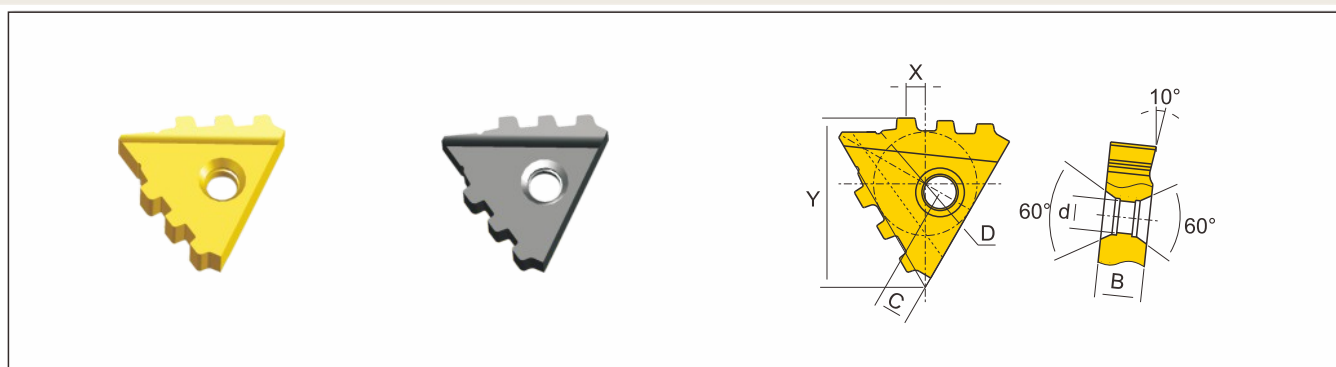
石油管螺纹刀具 THREADING TOOLS FOR OIL PIPES

石油套管蝶形偏梯扣三齿外螺纹刀片 External API Buttress Inserts



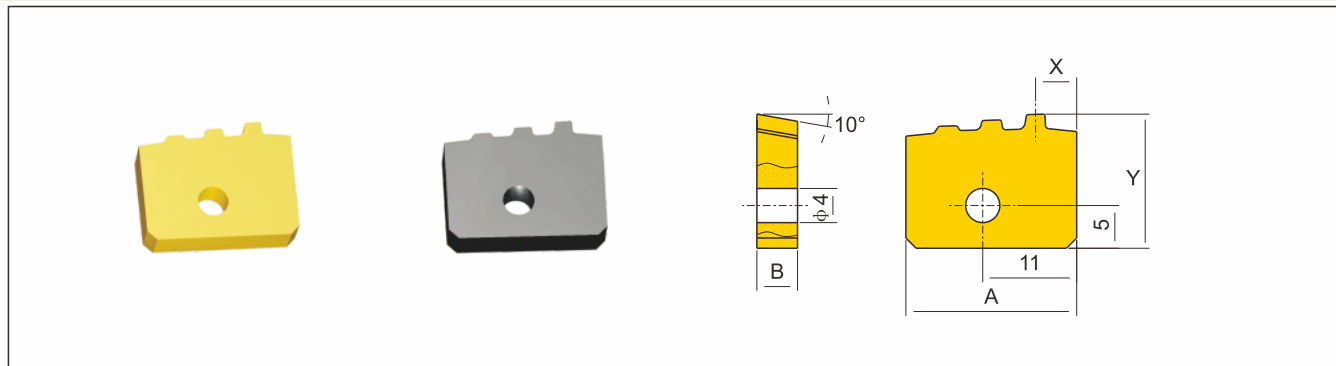
订货号	螺距	螺纹锥度	牙形位置					
Order No.	TPI	Thread Taper	D	d	C	B	X	Y
B23ER5BU2-3	5	1:16	13.4	4.2	4.5	6	2.46	21.90
B23ER5BU2-3(1:12)	5	1:12	13.4	4.2	4.5	6	2.46	21.90

石油套管蝶形偏梯扣三齿内螺纹刀片 Internal API Buttress Inserts



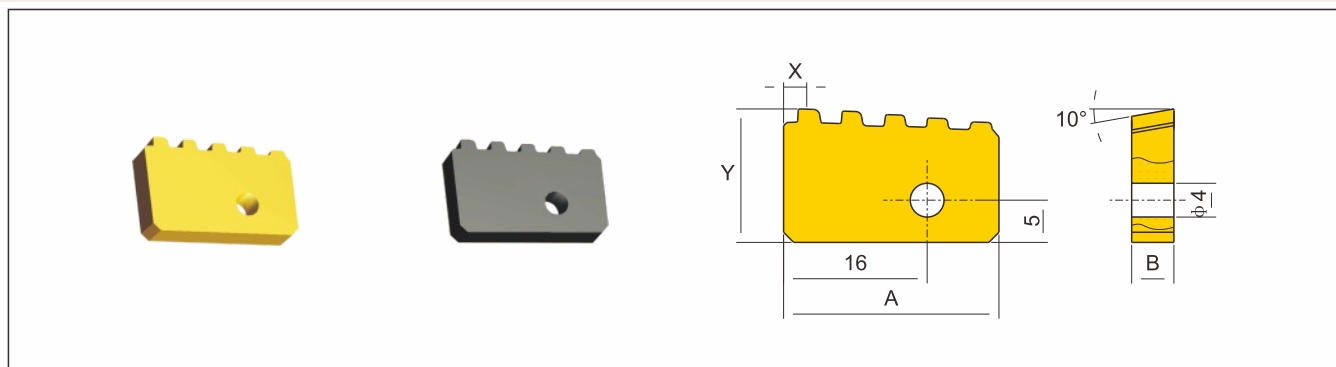
订货号	螺距	螺纹锥度	牙形位置					
Order No.	TPI	Thread Taper	D	d	C	B	X	Y
B23NR5BU2-3	5	1:16	13.4	4.2	4.5	6	2.46	21.90
B23NR5BU2-3(1:12)	5	1:12	13.4	4.2	4.5	6	2.46	21.90

比利时(Colinet)车丝机用石油套管偏梯扣外螺纹刀片
External Inserts API Buttress for Colinet Machine Tools



订货号	螺距	螺纹锥度	牙形位置			
Order No.	TPI	Thread Taper	A	B	X	Y
C20ER5BU1-31	5	1:16	20	5	4.84	15.67
C20ER5BU1-32	5	1:16	20	5	2.30	4.84

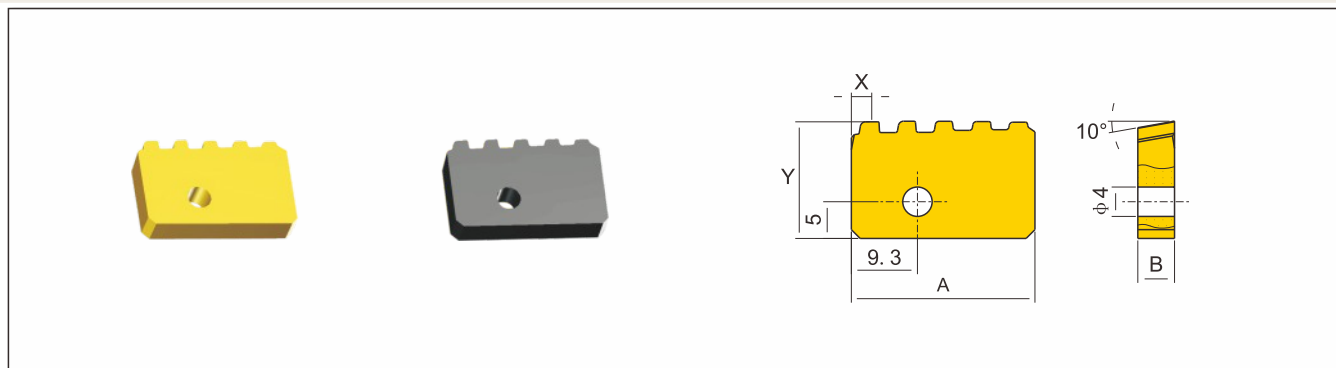
比利时(Colinet)车丝机用石油套管偏梯扣内螺纹刀片
Internal API Buttress Inserts for Colinet Machine Tools



订货号	螺距	螺纹锥度	牙形位置			
Order No.	TPI	Thread Taper	A	B	X	Y
C25NR5BU1-5	5	1:16	25.5	5	3.00	15.60

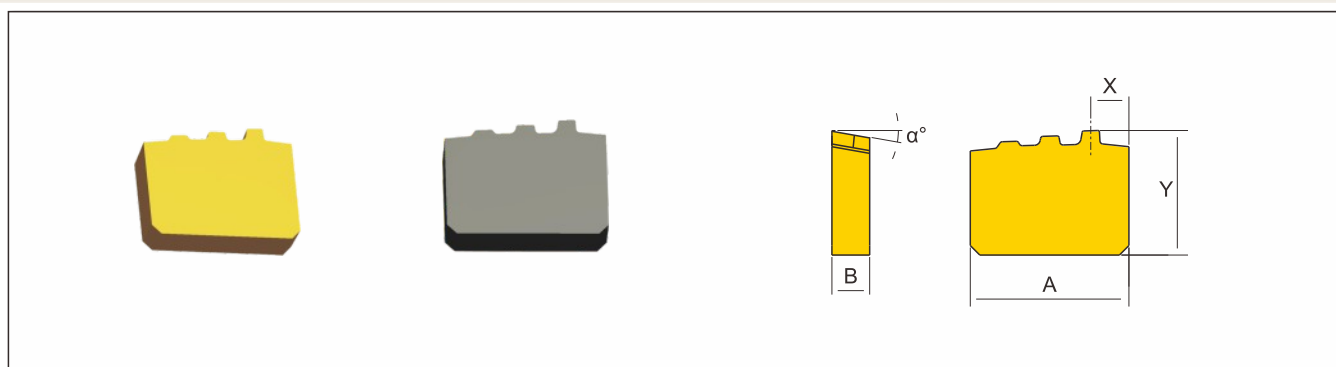
石油管螺纹刀具 THREADING TOOLS FOR OIL PIPES

比利时(Colinet)车丝机用石油套管偏梯扣内螺纹刀片(反向车) Internal Inserts of inverse thread cutting for Colinet Machine Tools



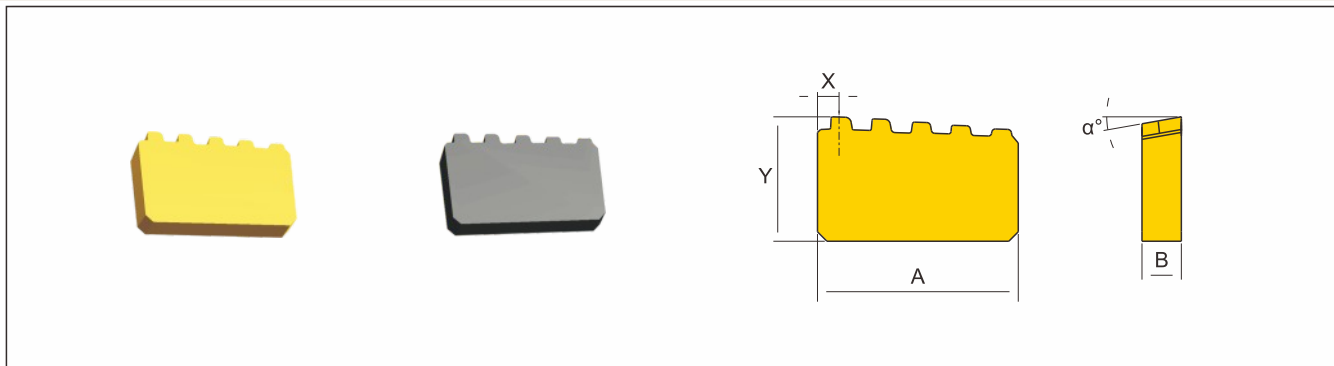
订货号	螺距	螺纹锥度	牙形位置			
Order No.	TPI	Thread Taper	A	B	X	Y
C25NR5BU1-5(B)	5	1:16	25.5	5	2.5	15.8

PMC车丝机用石油套管偏梯扣外螺纹刀片 External API Buttress Inserts for PMC Machine Tools



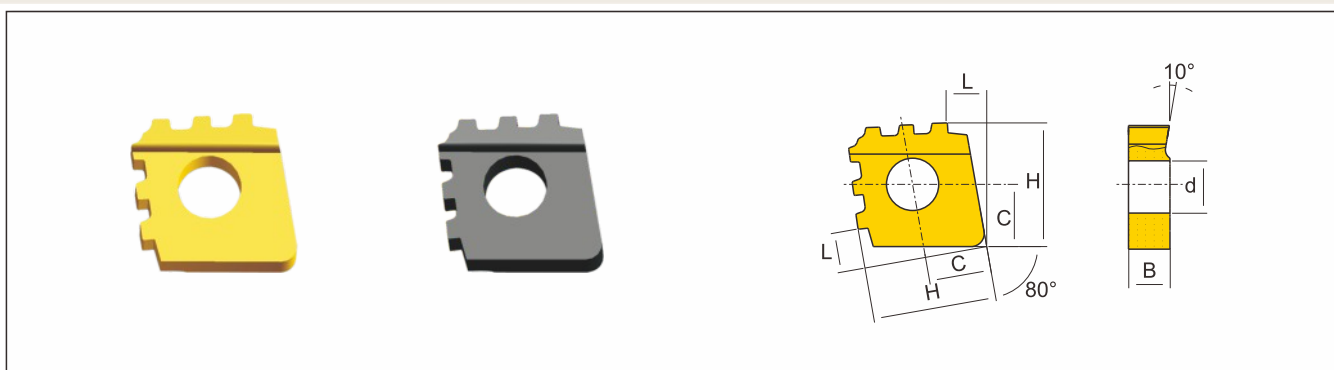
订货号	螺距	螺纹锥度	牙形位置			
Order No.	TPI	Thread Taper	A	B	X	Y
P16ER5BU1-31	5	1:16	16.9	5.2	4.29	14.60
P16ER5BU1-32	5	1:16	16.9	5.2	2.60	14.86
P16ER5BU1-33	5	1:16	16.9	5.2	0.91	15.00

PMC车丝机用石油套管偏梯扣内螺纹刀片 Internal API Buttress Inserts for PMC Machine Tools



订货号	螺距	螺纹锥度	牙形位置			
Order No.	TPI	Thread Taper	A	B	X	Y
P25NR5BU1-5	5	1:16	25.4	5.2	4.29	14.60


石油管80° 棱形偏梯扣外螺纹刀片 External API Buttress Inserts



订货号	螺距	螺纹锥度	牙形位置				
Order No.	TPI	Thread Taper	B	C	d	H	L
R19ER5BU2-3	5	1:16	6.35	9.5	8	18.4	6.00

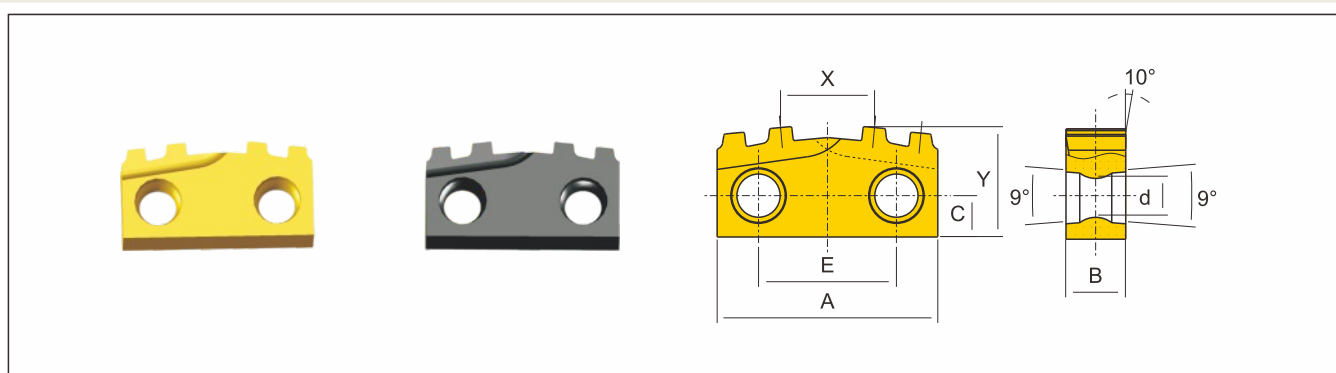
石油管螺纹刀具 THREADING TOOLS FOR OIL PIPES

石油管80° 棱形偏梯扣内螺纹刀片 Internal API Buttress Inserts



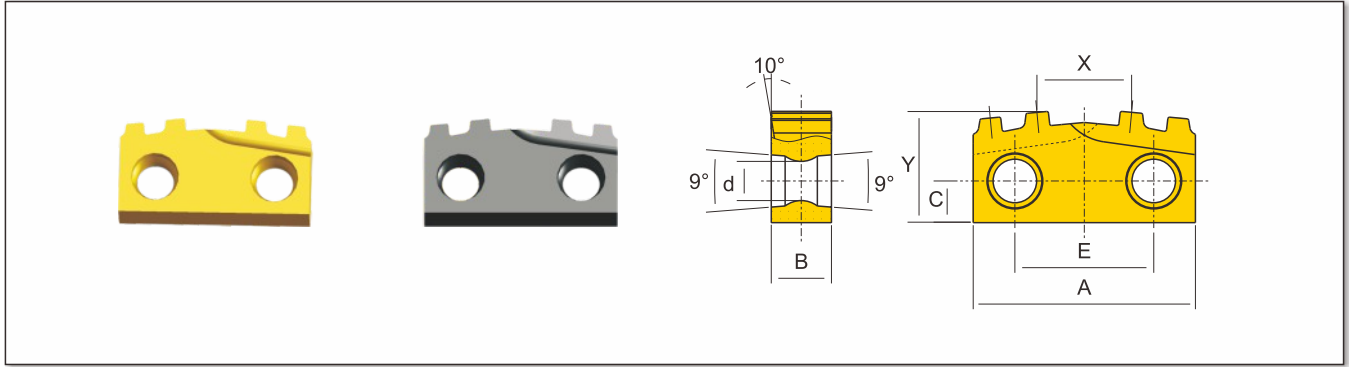
订货号	螺距	螺纹锥度	牙形位置				
Order No.	TPI	Thread Taper	B	C	d	H	L
R19NR5BU2-3	5	1:16	6.35	9.5	8	18.4	6.00

双孔双刃平装石油管偏梯扣外螺纹刀片 External API Buttress Inserts



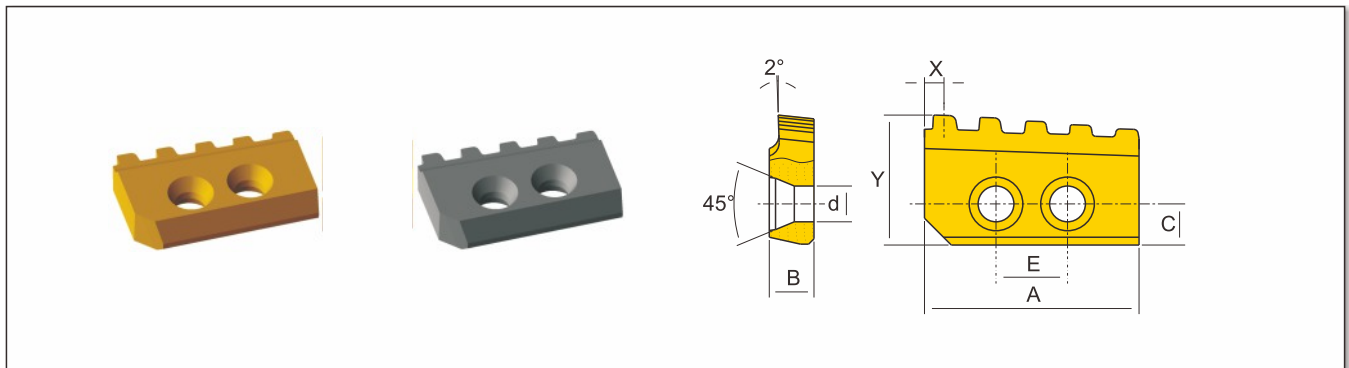
订货号	螺距	螺纹锥度	牙形位置						
Order No.	TPI	Thread Taper	A	B	C	d	E	X	Y
S24ER5BU2-2	5	1:16	24	6.5	4.5	4.7	15	10.3	12

双孔单刃平装石油管偏梯扣内外螺纹刀片 Internal API Buttress Inserts



订货号	螺距	螺纹锥度	牙形位置						
Order No.	TPI	Thread Taper	A	B	C	d	E	X	Y
S24NR5BU2-2	5	1:16	24	6.5	4.5	4.7	15	10.3	12

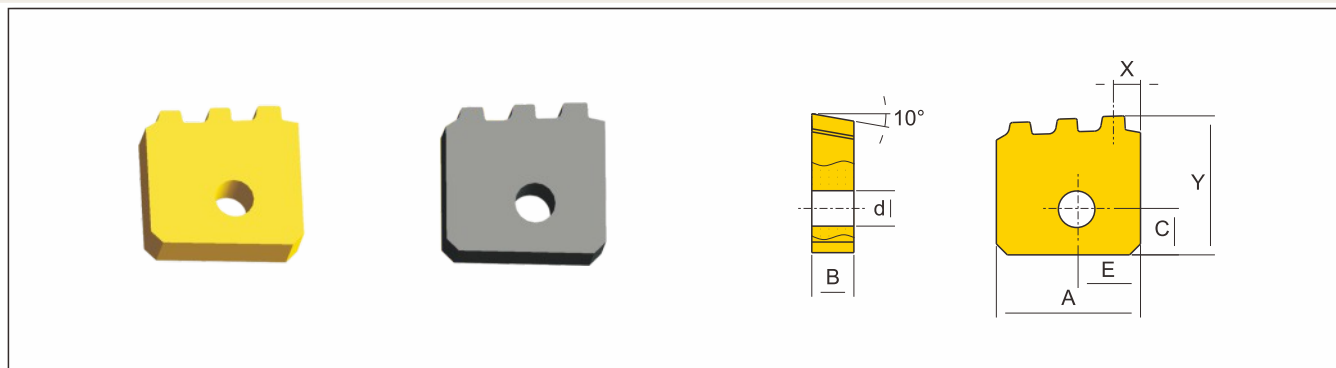
双孔单刃平装石油管偏梯扣内螺纹刀片 Internal API Buttress Inserts



订货号	螺距	螺纹锥度	牙形位置						
Order No.	TPI	Thread Taper	A	B	C	d	E	X	Y
S24NR5BU1-5	5	1:16	24	5	4.6	4	8	2.26	14.54

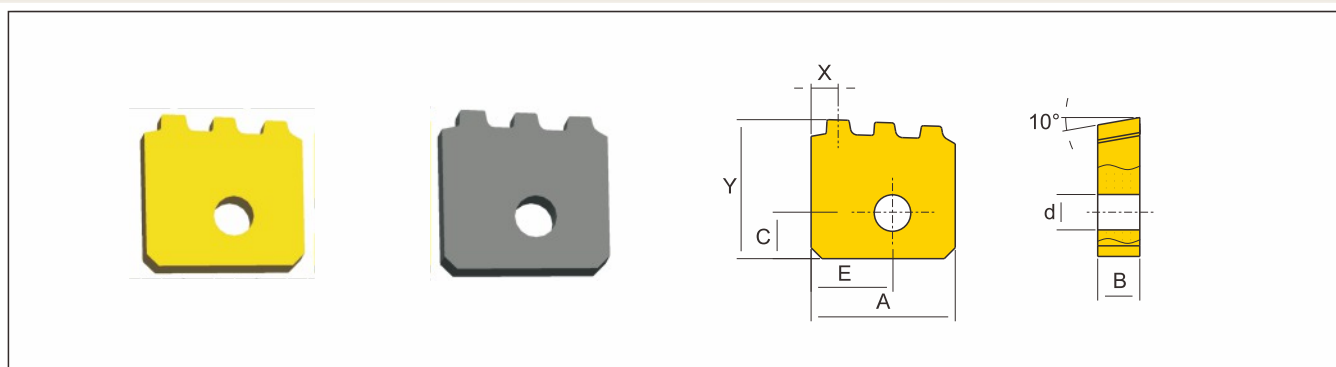
石油管螺纹刀具 THREADING TOOLS FOR OIL PIPES

平装单面刃石油管偏梯扣外螺纹刀片 External API Buttress Inserts



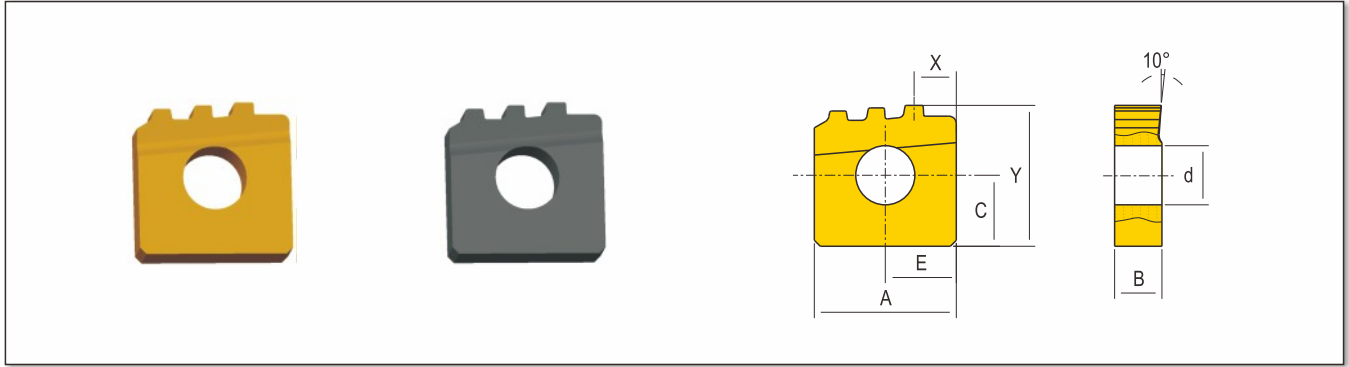
订货号	螺距	螺纹锥度	牙形位置						
Order No.	TPI	Thread Taper	A	B	C	d	E	X	Y
S16ER5BU1-3	5	1:16	15.8	4.76	5	4	7	3	15.2

平装单面刃石油管偏梯扣内螺纹刀片 Internal API Buttress Inserts



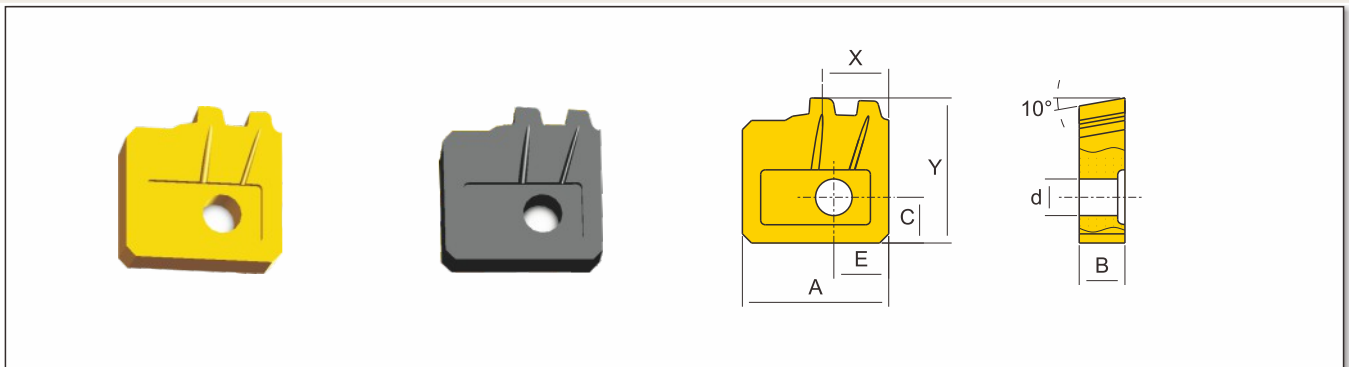
订货号	螺距	螺纹锥度	牙形位置						
Order No.	TPI	Thread Taper	A	B	C	d	E	X	Y
S16NR5BU1-3	5	1:16	15.8	4.76	5	4	7	2.5	15.8

平装单面刃API偏梯口外螺纹刀片 External API Buttress Inserts



订货号	螺距	螺纹锥度	牙形位置						
Order No.	TPI	Thread Taper	A	B	C	d	E	X	Y
C19ER5BU1-3(1:12)	5	1:12	19	6.35	9.5	7.93	9.5	5.7	18.92

平装单面刃API管偏梯扣内螺纹刀片 Internal API Buttress Inserts



订货号	螺距	螺纹锥度	牙形位置						
Order No.	TPI	Thread Taper	A	B	C	d	E	X	Y
S16ER5BU1-2		1:36	15.8	5	5	4	7	3	15.2

石油钻杆(接头)螺纹刀片型号说明 Threading Inserts for Oil Drill Rods & Conectors Ordering Code System

22 E R V38R - 04 - 02 C

1

2

3

4

5

6

7

1、刀片尺寸 Insert size

29 — IC=17mm
27 — IC=15.875mm
22 — IC=12.7mm

2、刀片类型 Type of Insert

E — 外螺纹刀片 External
N — 内螺纹刀片 Internal

3、螺纹旋向 RH/LH Standard

R — 右旋螺纹 Right hand
L — 左旋螺纹 Left hand

4、螺纹牙型 Thread Standard

V38R — V0.038R
V40 — V0.040
V50 — V0.050
V55 — V0.055
V65 — V0.065

5、螺距 Pitch

4 — 每寸4牙 4 TPI
5 — 每寸5牙 5 TPI
6 — 每寸6牙 6 TPI

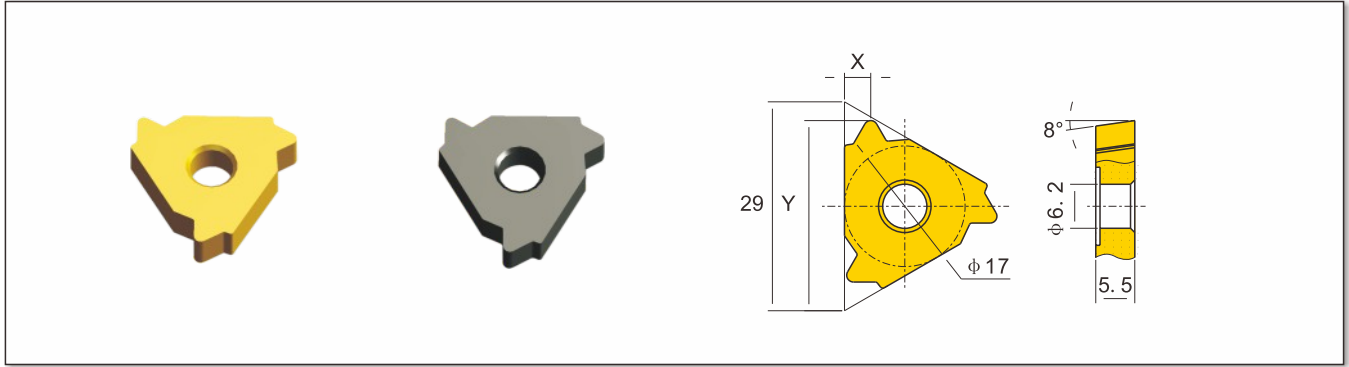
6、螺纹锥度 Thread taper

01 — 1:8
02 — 1:6
03 — 1:4

7、刀片类别 Insert Style

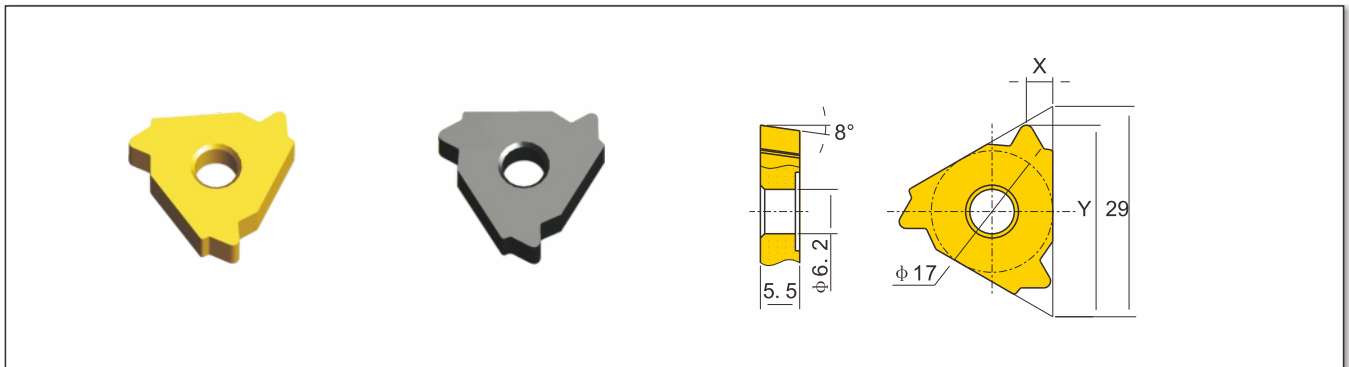
A, B, C, D

石油钻杆(接头)A型外螺纹刀片 A Style External Inserts



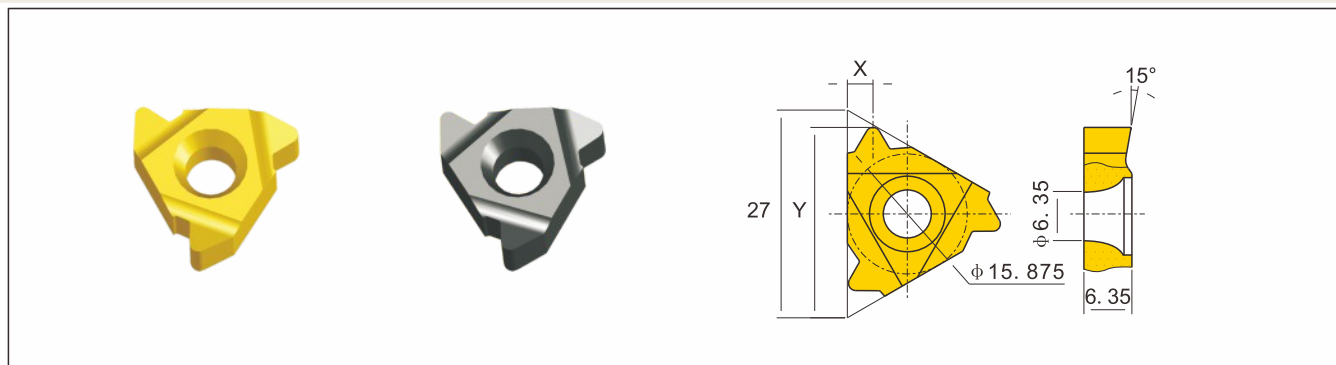
订货号	螺纹牙型	螺距	螺纹锥度	牙形位置	
Order No.	Thread Standard	TPI	Thread Taper	X	Y
29ERV38R-0402A	V-0.038R	4	1:6	3.80	26.60
29ERV38R-0403A	V-0.038R	4	1:4	3.80	26.60
29ERV40-0503A	V-0.040	5	1:4	3.10	26.80
29ERV50-0403A	V-0.050	4	1:4	3.80	26.95
29ERV50-0402A	V-0.050	4	1:6	3.80	26.95
29ERV55-0601A	V-0.055	6	1:8	3.70	26.50
29ERV65-0402A	V-0.065	4	1:6	3.80	26.30

石油钻杆(接头)A型内螺纹刀片 A Style Internal Inserts



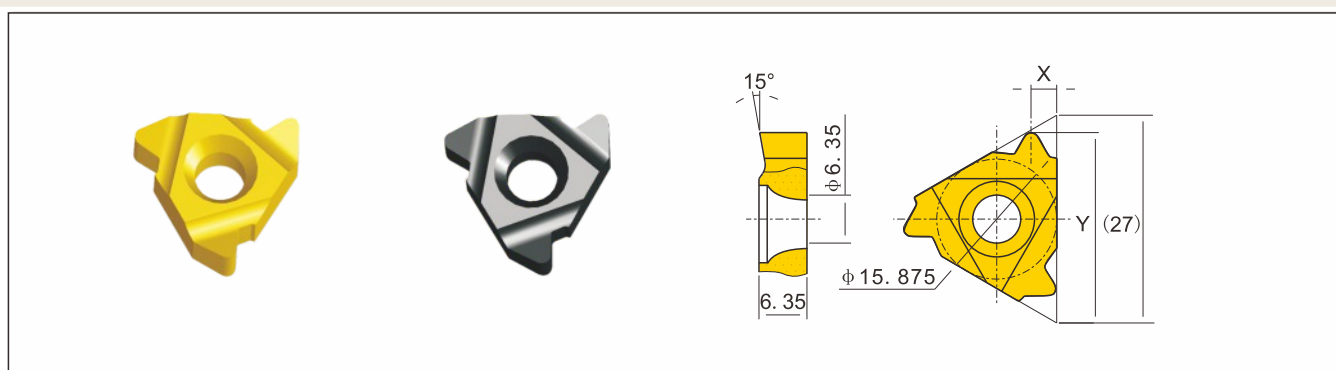
订货号	螺纹牙型	螺距	螺纹锥度	牙形位置	
Order No.	Thread Standard	TPI	Thread Taper	X	Y
29NRV38R-0402A	V-0.038R	4	1:6	3.80	26.60
29NRV38R-0403A	V-0.038R	4	1:4	3.80	26.60
29NRV40-0503A	V-0.040	5	1:4	3.10	26.80
29NRV50-0403A	V-0.050	4	1:4	3.80	26.95
29NRV50-0402A	V-0.050	4	1:6	3.80	26.95
29NRV55-0601A	V-0.055	6	1:8	3.70	26.50
29NRV65-0402A	V-0.065	4	1:6	3.80	26.30

石油钻杆(接头)B型外螺纹刀片 B Style External Inserts*



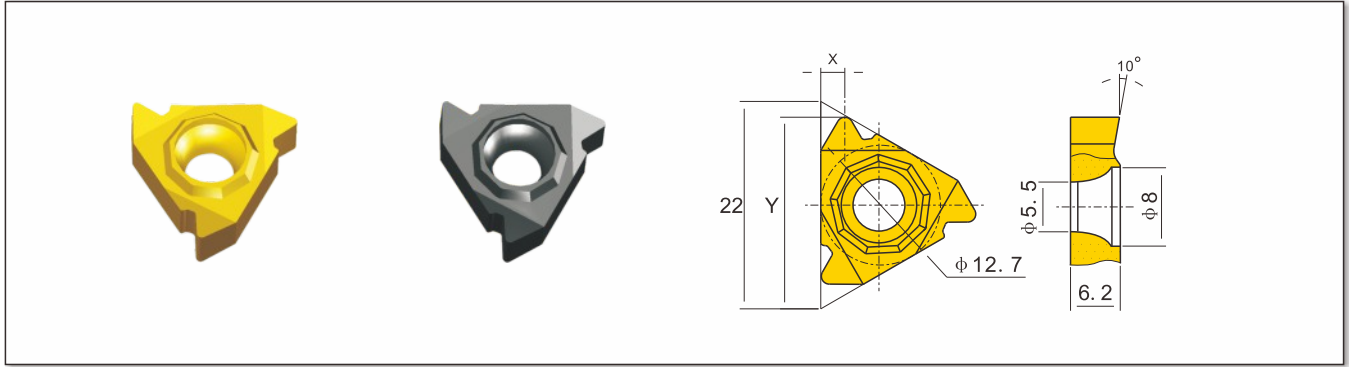
订货号	螺纹牙型	螺距	螺纹锥度	牙形位置	
Order No.	Thread Standard	TPI	Thread Taper	X	Y
27ERV38R-0402B	V-0.038R	4	1:6	2.80	25.15
27ERV38R-0403B	V-0.038R	4	1:4	2.80	25.15
27ERV40-0503B	V-0.040	5	1:4	2.80	25.35
27ERV50-0403B	V-0.050	4	1:4	3.00	25.50
27ERV50-0402B	V-0.050	4	1:6	3.00	25.50
27ERV55-0601B	V-0.055	6	1:8	2.80	25.00
27ERV65-0402B	V-0.065	4	1:6	3.00	24.80

石油钻杆(接头)B型内螺纹刀片 B Style Internal Inserts*



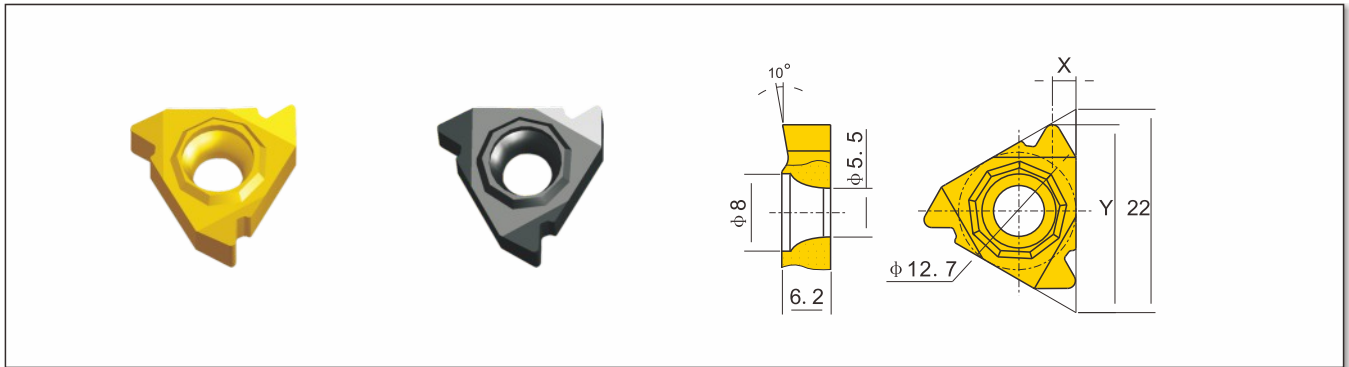
订货号	螺纹牙型	螺距	螺纹锥度	牙形位置	
Order No.	Thread Standard	TPI	Thread Taper	X	Y
27NRV38R-0402B	V-0.038R	4	1:6	2.80	25.15
27NRV38R-0403B	V-0.038R	4	1:4	2.80	25.15
27NRV40-0503B	V-0.040	5	1:4	2.80	25.35
27NRV50-0403B	V-0.050	4	1:4	3.00	25.50
27NRV50-0402B	V-0.050	4	1:6	3.00	25.50
27NRV55-0601B	V-0.055	6	1:8	2.80	25.00
27NRV65-0402B	V-0.065	4	1:6	3.00	24.80

石油钻杆(接头)C型外螺纹刀片 C Style External Inserts*



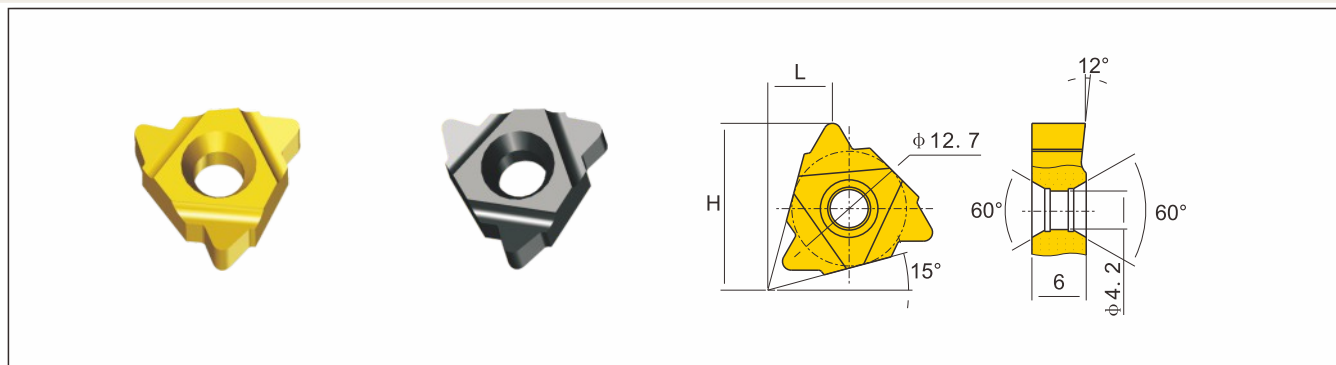
订货号	螺纹牙型	螺距	螺纹锥度	牙形位置	
Order No.	Thread Standard	TPI	Thread Taper	X	Y
22ERV38R-0402C	V-0.038R	4	1:6	2.60	20.30
22ERV38R-0403C	V-0.038R	4	1:4	2.70	20.30
22ERV40-0503C	V-0.040	5	1:4	2.60	20.60
22ERV50-0403C	V-0.050	4	1:4	2.80	20.80
22ERV50-0402C	V-0.050	4	1:6	2.80	20.80
22ERV55-0601C	V-0.055	6	1:8	2.00	19.30
22ERV65-0402C	V-0.065	4	1:6	2.65	19.80

石油钻杆(接头)C型内螺纹刀片 C Style Internal Inserts*



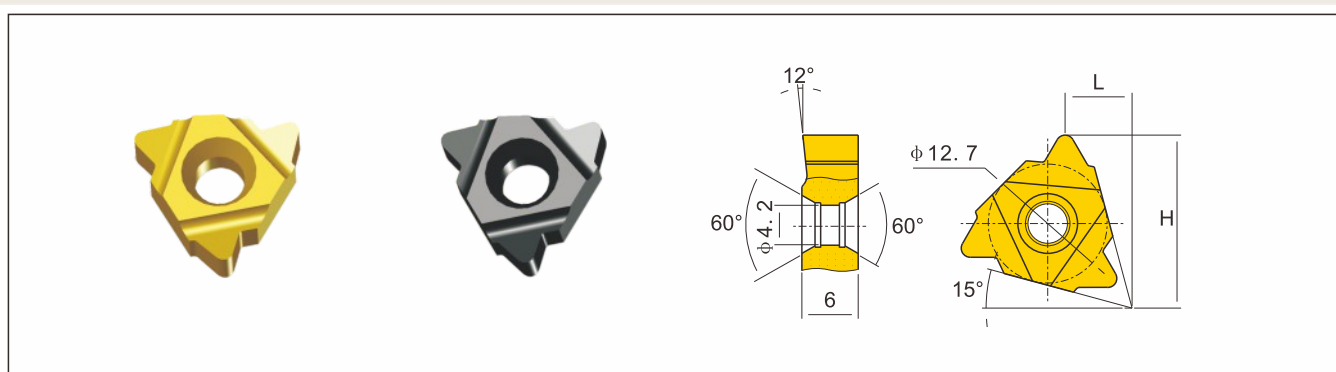
订货号	螺纹牙型	螺距	螺纹锥度	牙形位置	
Order No.	Thread Standard	TPI	Thread Taper	X	Y
22NRV38R-0402C	V-0.038R	4	1:6	2.60	20.30
22NRV38R-0403C	V-0.038R	4	1:4	2.70	20.30
22NRV40-0503C	V-0.040	5	1:4	2.60	20.60
22NRV50-0403C	V-0.050	4	1:4	2.80	20.80
22NRV50-0402C	V-0.050	4	1:6	2.80	20.80
22NRV55-0601C	V-0.055	6	1:8	2.00	19.30
22NRV65-0402C	V-0.065	4	1:6	2.65	19.80

石油钻杆(接头)D型外螺纹刀片 D Style External Inserts



订货号	螺纹牙型	螺距	螺纹锥度	牙形位置	
Order No.	Thread Standard	TPI	Thread Taper	X	Y
22ERV38R-0402D	V-0.038R	4	1:6	18.43	7.13
22ERV38R-0403D	V-0.038R	4	1:4	18.43	7.13
22ERV40-0503D	V-0.040	5	1:4	18.43	7.13
22ERV50-0403D	V-0.050	4	1:4	18.75	7.28
22ERV50-0402D	V-0.050	4	1:6	18.75	7.28
22ERV55-0601D	V-0.055	6	1:8	17.75	6.85
22ERV65-0402D	V-0.065	4	1:6	18.00	6.85

石油钻杆(接头)D型内螺纹刀片 D Style Internal Inserts



订货号	螺纹牙型	螺距	螺纹锥度	牙形位置	
Order No.	Thread Standard	TPI	Thread Taper	X	Y
22NRV38R-0402D	V-0.038R	4	1:6	18.43	7.13
22NRV38R-0403D	V-0.038R	4	1:4	18.43	7.13
22NRV40-0503D	V-0.040	5	1:4	18.43	7.13
22NRV50-0403D	V-0.050	4	1:4	18.75	7.28
22NRV50-0402D	V-0.050	4	1:6	18.75	7.28
22NRV55-0601D	V-0.055	6	1:8	17.75	6.85
22NRV65-0402D	V-0.065	4	1:6	18.00	6.85



株洲大有新材料有限公司
地址：湖南省株洲市天元区仙月环路899号
新马动力创新园2.1期D研发厂房
电话：+86-731-22283721
传真：+86-731-22283721
邮编：412000
电邮：info@otomocarbide.com
网址：www.otomocarbide.com
www.otomotools.com

ZHUZHOU OTOMO ADVANCED MATERIAL CO.,LTD
Add: R&D Factory Plant, D Zone, Xinma Dynamic Innovation
Park (China Power
Valley) , No. 899, XianYue Huan road, TianYuan District,
Zhuzhou City, Hunan
Province, P.R.CHINA
Tel: +86-731-22283721
Fax: +86-731-22283721
Post code: 412000
E-mail: info@otomocarbide.com/info@otomotools.com
Website: www.otomocarbide.com
www.otomotools.com